



Lesson 1

Android Development Introduction

Victor Matos

Cleveland State University

Portions of this page are reproduced from work created and [shared by Google](#) and used according to terms described in the [Creative Commons 3.0 Attribution License](#).

CuuDuongThanCong.com

<https://fb.com/tailieudientucntt>

Mobile Phone Evolution


1876

- **Alexander Graham Bell** became the first to receive a patent for the electric phone.



1936

- **Alfred Gross**. Case Tech OH (Case Western Reserve University). Invented/Patented Walkie-talkie, CB radio, Telephone Pager.



Chester Gould

1975

- **Dr. Martin Cooper** invented first commercial portable Motorola radio phone

2007

- iPhone
- Android



Hardware: What is inside a Smart Cellular Phone?

Oversimplifying...

Smart cellular phone \geq radio + computer*



Industries $\leftarrow \sum$ Software + Telecom + Semiconductor + Marketing

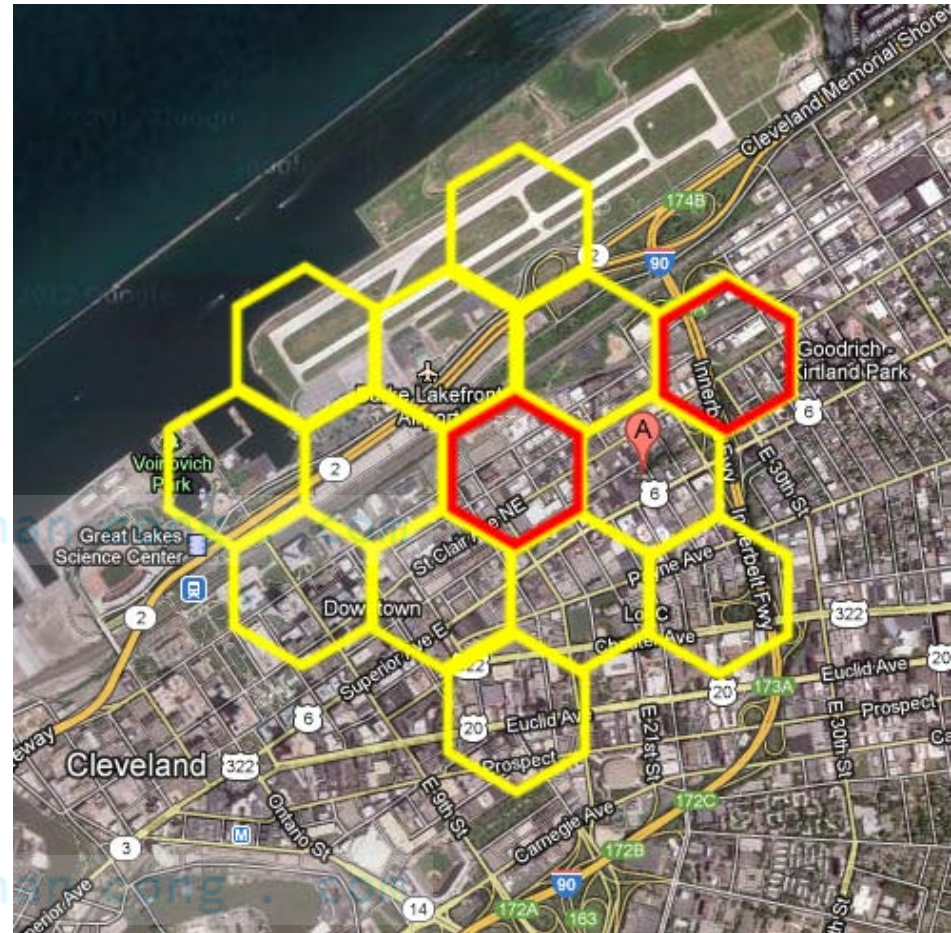
Hardware: Reusing Cell Phone Frequencies

Base stations of the world, unite!

The main idea behind cellular communications is the division of a large city into small areas called **cells** each hosting a *Base-Station*.

Base-Stations operate with just enough power to reach only the users inside their individual cells.

Each hexagonal cell covers approx. 10 sq miles (26 km²)



Base stations use low-power transmitters, therefore the same frequencies can be reused in non-contiguous cells.

Software: What is Android?

- Android OS is an open-source Linux-based operating system for mobile devices.
- It is being developed by the Open Handset Alliance and Google Inc.
- The operating system has a number of native applications supporting telephony, messaging, emailing, contact management, calendar, entertainment, multimedia experience, location services, mapping, social interaction, etc.
- Third party Java developers can use the Android API to extend the functionality of the devices.
- Google provides an on-line electronic market for third-party developers to sell-distribute their custom applications.

Why Android?

Listen from the project creators/developers (2.19 min)

- Nick Sears. Co-founder of Android
- Steve Horowitz. Engineering Director
- Dam Morrill. Developer
- Peisun Wu. Engineering Project Manager
- Erick Tseng. Project Manager
- Iliyan Malchev. Engineer
- Mike Cleron. Software Manager
- Per Gustafsson. Graphics Designer.

Introducing Android



Link accessed on Sept 1, 2014:

http://www.youtube.com/watch?v=6rYozlZOgDk&eurl=http://www.android.com/about/&feature=player_embedded

You will hear statements such as:

“...currently it is too difficult to make new products ... open software brings more innovation ... choices ... lower costs ... enables the industry to create....more applications such as family planner, my taxes, ... understand my wife better, ... ”

What is the Open Handset Alliance?

A consortium of 80+ technology and mobile business companies.

Quoting from **www.OpenHandsetAlliance.com** site (2/25/2012)



“ ... Today, there are 1.5 billion television sets in use around the world. 1 billion people are on the Internet. But nearly 3 billion people have a mobile phone, making it one of the world’s most successful consumer products...

Building a better mobile phone would enrich the lives of countless people across the globe.

The Open Handset Alliance™ is a group of mobile and technology leaders who share this vision for changing the mobile experience for consumers ...”

Open Handset Alliance Members



Operators	Software Co.	Commercializat.	Semiconductor	Handset Manf
Bouygues Tele	Ascender Corp.	Accenture	ARM	ACER
China Mobile	Borqs	Aplix	Atheros	ASUS
China Telec.	eBay	Astonishing Tribe	Audience	Dell
China Unicom	Esmertec	Noser Engineering	Broadcom Corp.	Garmin
KDDI Corp.	Google	Omron Software	CSR Plc.	HTC
NTT DoCoMo	LivingImage	Sasken	Cypress	Kyocera
Softbank	NMS Comm.	Teleca	Freescale	Lenovo Mobile
Sprint Nextel	Nuance Comm.	...	Gemalto	LG
Telecom Italia	PacketVideo	Wind River Systems	Intel Corp.	Motorola
Telefónica	SkyPop		Marvell Tech	NEC
Telus	...		MediaTek	
T-Mobile	SONiVOX		MIPS Techn.	Samsung
...			Nvidia Corp	Sharp
Vodafone			Qualcomm	...
			Renesas Corp	Sony Ericsson
			ST-Ericsson	...
			Synaptics	Toshiba
			Texas Instrum.	
			Via Telecom	

Android Developers Talk

Short video (4 min.)

*Dave Bort and
Dan Borstein,*


Two members of the
Android Open Source
Project talk about their
experience.



Link accessed on Sept 1, 2014

<http://www.youtube.com/watch?v=7Y4thikv-OM>

The Mobile Revolution



Electronic tools commonly carried by a typical business warrior

Not so long ago ...	Today
<ol style="list-style-type: none">1. Phone2. Pager3. PDA Organizer4. Laptop5. MP3 Portable music player6. Wired modem7. No Internet access /limited access	<ol style="list-style-type: none">1. Smartphone2. Laptop (perhaps!)

Tomorrow ?

The Mobile Revolution



Dreaming aloud

I want my 2015 Smartphone to be ...

1. Phone
2. Pager
3. PDA Organizer
4. High Quality Camera (still & video)
5. Portable music player
6. Portable TV / Video Player / Radio
7. Laptop
8. Play Station
9. GPS / Compass / Navigation (road & inside buildings)
10. Golf Caddy (ball retriever too)
11. Book Reader (I don't read, It reads to me with passion!)
12. Electronic key (Car / Home / Office)
13. Remote Control (Garage, TV, ...)
14. Credit Card / Driver's License / Passport / Airplane Ticket
15. Cash
16. Cook, house chores
17. Psychologist / Mentor / Adviser
18. Personal trainer
19. Dance instructor
20. ????

Android vs. OS Competitors



vs.

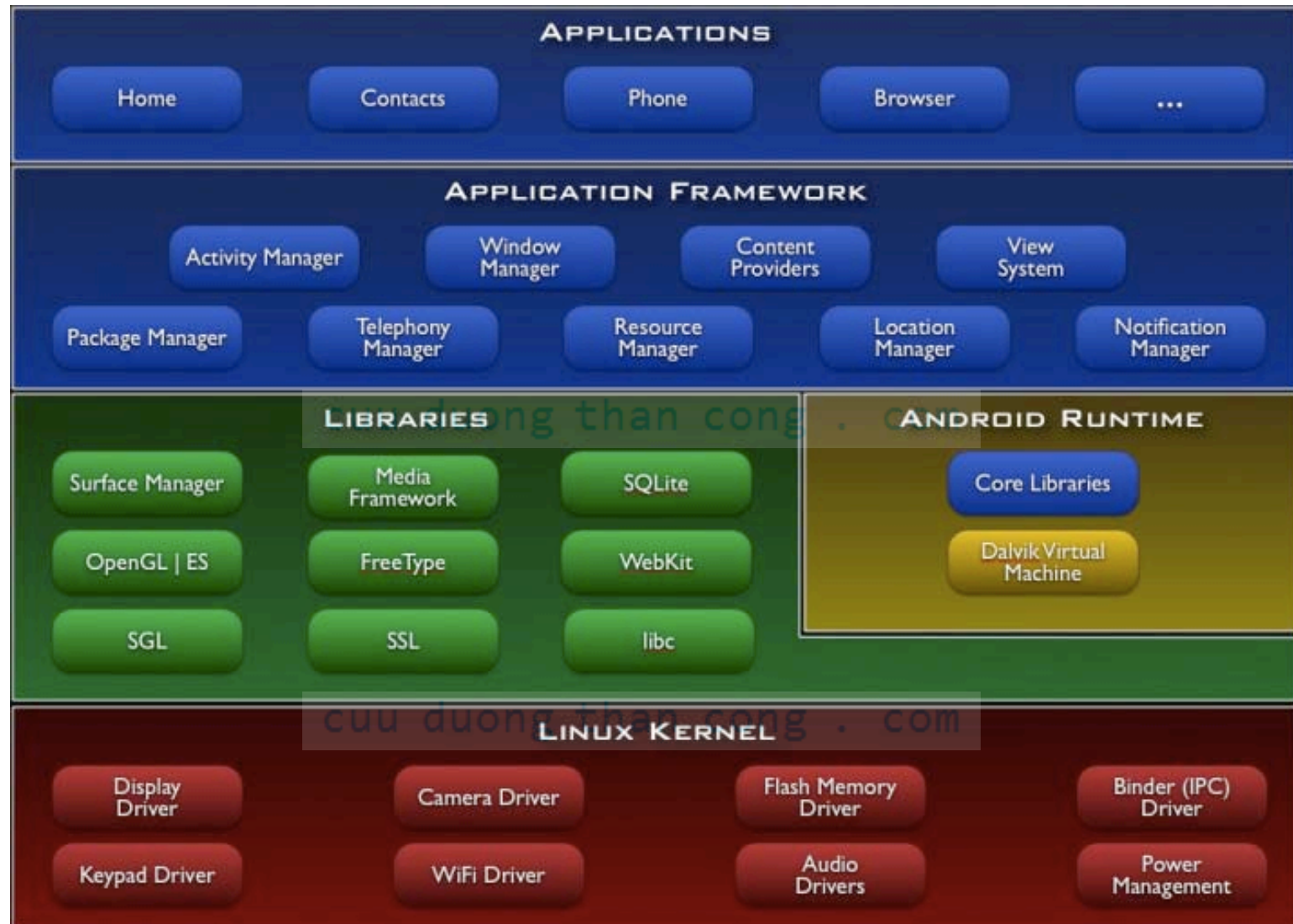
1. Apple Inc.
2. Microsoft
- ~~3. Nokia Symbian~~
- ~~4. Palm & webOS~~
5. Research In Motion



Android Software/Hardware Components

- **Dalvik virtual machine** (soon to be replaced by **ART**)
- **Integrated browser** (WebKit)
- **Graphic Capabilities** (hardware acceleration)
- **SQLite** for structured data storage
- **Media support** (audio/video)
- **GSM Telephony** (hardware dependent)
- **Bluetooth, EDGE, 3G, 4G, NFC, and Wi-Fi** (hardware manufacturer dependent)
- **Camera, GPS, compass, accelerometer, gyroscope, proximity/ambient light, barometric pressure, fingerprint reader, heart rate sensor** (hardware dependent)
- **Software Development Tools & Application framework**
(device emulator, debugging, profiling, plugin for the Eclipse IDE, resource managers, Android Studio)

Android's Software Architecture



Android's Software Architecture

Video 1/3:

Software Layers

Presented by Mike Cleron, Google Corp. (13 min)

Available at: <http://www.youtube.com/watch?v=QBGfUs9mQYY>



Android's Software Architecture

Video 2/3:

Application's Life Cycle

Presented by Mike Cleron, Google Corp. (7 min)

Available at: <http://www.youtube.com/watch?v=fL6gSd4ugSI&feature=channel>



Android's Software Architecture

Video 3/3:

Android's API

Presented by Mike Cleron, Google Corp. (8 min)

Video available at:

<http://www.youtube.com/watch?v=MPukbH6D-IY&feature=channel>



Android Application Framework

Video:

Inside the Android Application Framework

(about 52 min)

Presented by Dan Morrill – Google

At Google Developer Conference

San Francisco – 2008



Available at:

<http://sites.google.com/site/io/inside-the-android-application-framework>

Android is designed to be fast, powerful, and easy to develop for. This session will discuss the Android application framework in depth, showing you the machinery behind the application framework.

explains the life-cycle of an android apk. very good!

Android Support - Education

Video:

Android Development Tools

(about 60 min)

Google 2011 Developer Conference
San Francisco



Presented by

- Xavier Ducrohet, tech-lead for the Android SDK and Developer Tools.
- Tor Norbye, engineer on the Android SDK team working on visual tools for Android development.

LINK:

<http://www.google.com/events/io/2011/sessions/android-development-tools.html>

An Introduction to Android

Video:

An Introduction to Android

(about 52 min)

Presented by Jason Chen – Google
At Google Developer Conference
San Francisco - 2008



Video available at:

http://www.youtube.com/watch?v=x1ZZ-R3p_w8

The Dalvik Virtual Machine

Video (61 min)

Dalvik VM Internals

Presented by Dan Borstein

At Google Developer – 2008

San francisco



Video available at:

<http://www.youtube.com/watch?v=ptjedOZEXPM>

cuu duong than cong . com

Android Intents

- An **Intent** is a request for services offered by an Android based device.
- An **Intent** is made up of various pieces including:
 - desired *action* or *service*,
 - *data*, and
 - *category* of component that should handle the intent and instructions on how to launch a target activity.

Action	Data
The general action to be performed, such as: ACTION_VIEW ACTION_EDIT ACTION_MAIN etc.	The data to operate on, such as a person record in the contacts database, expressed as a Uri .

Android Intents

Some examples of Intent's action/data pairs are:

ACTION_VIEW *content://contacts/1* -- Display information about the person whose identifier is "1".

ACTION_DIAL *content://contacts/1* -- Display the phone dialer with the person filled in.

ACTION_VIEW *tel:123* -- Display the phone dialer with the given number filled in

ACTION_DIAL *tel:123* -- Display the phone dialer with the given number filled in.

ACTION_EDIT *content://contacts/1* -- Edit information about the person whose identifier is "1".

ACTION_VIEW *content://contacts/* -- Display a list of people, which the user can browse through.

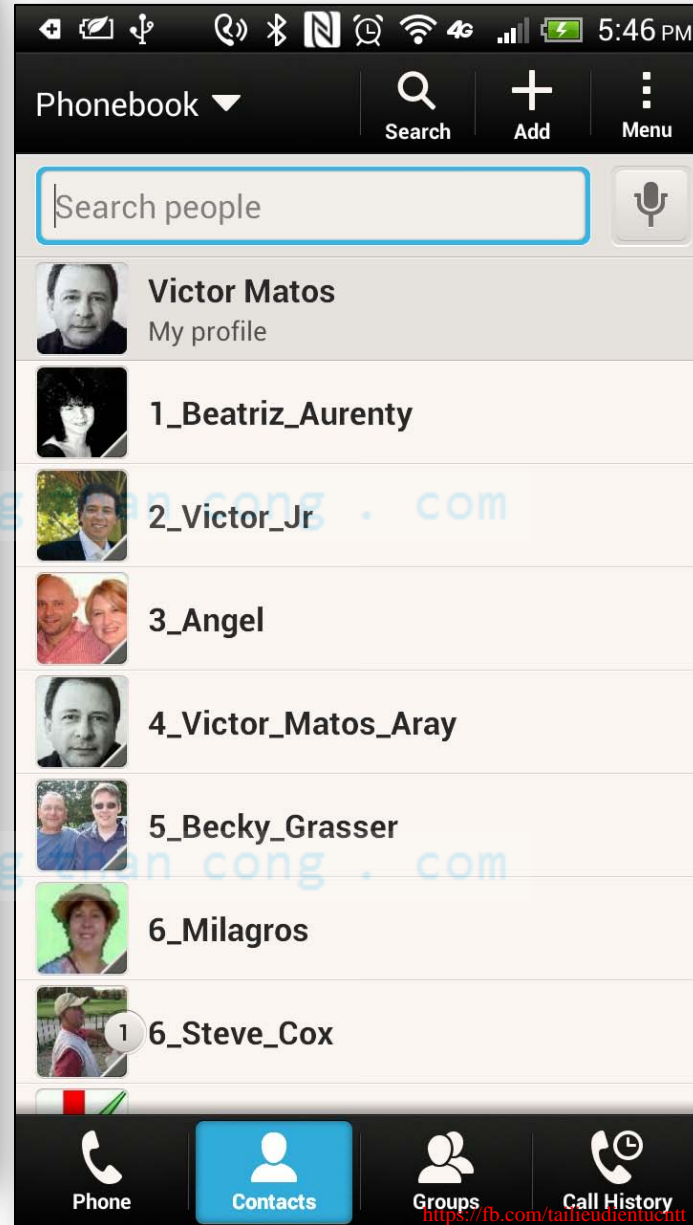
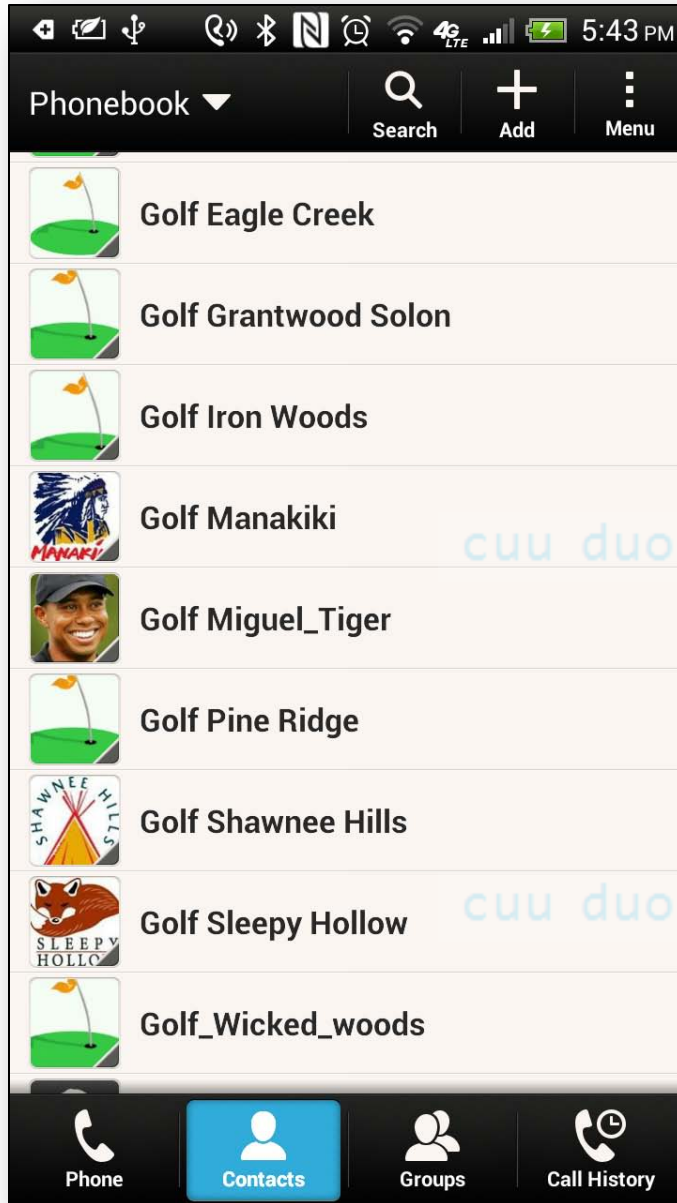
Example1: Java + Built-in Intent

The following code fragment calls an **Intent** whose job is to invoke a built-in task (*ACTION_VIEW*) and explore the *Contacts* available in the phone.

```
Intent myIntent = new Intent(  
    Intent.ACTION_VIEW,  
    Uri.parse("content://contacts/people") );  
  
startActivity(myIntent);
```

Example1: Java + Built-in Intent

Intent uses **ACTION_VIEW** to see Contacts.



Example1: Java + Built-in Intent

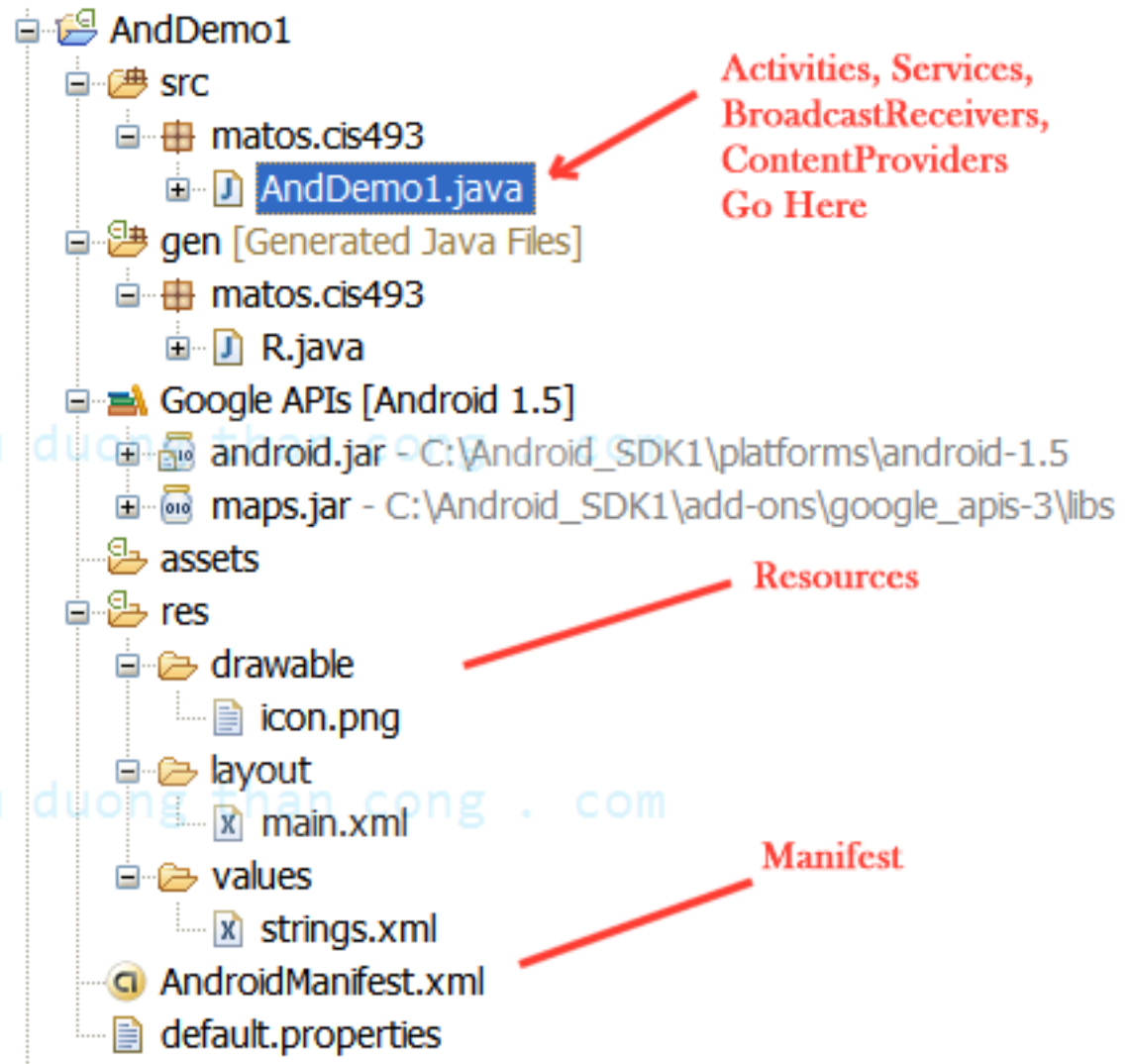
Java class including invocation to an Intent to display Contacts.

```
public class AndDemo1 extends Activity {  
    /** show contact list */  
    @Override  
    public void onCreate(Bundle savedInstanceState) {  
        super.onCreate(savedInstanceState);  
        setContentView(R.layout.main);  
  
        Intent myIntent = new Intent(  
            Intent.ACTION_VIEW, Uri.parse( "content://contacts/people" ));  
  
        startActivity(myIntent);  
    }  
}
```


Dissecting an Android Application

Structure of a
typical Android
Application

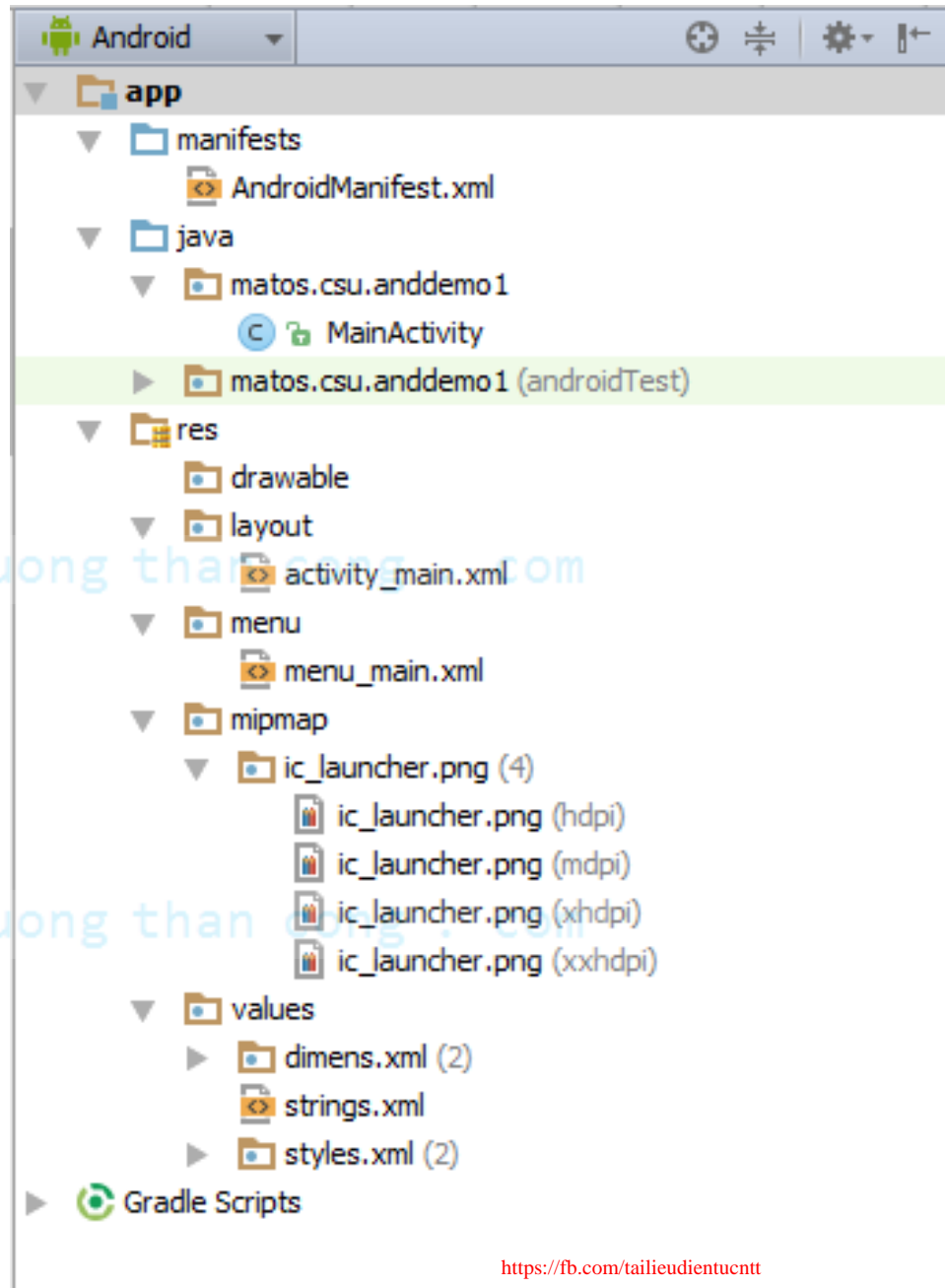
(Shown by Eclipse's
Project Explorer)



Dissecting an Android Application

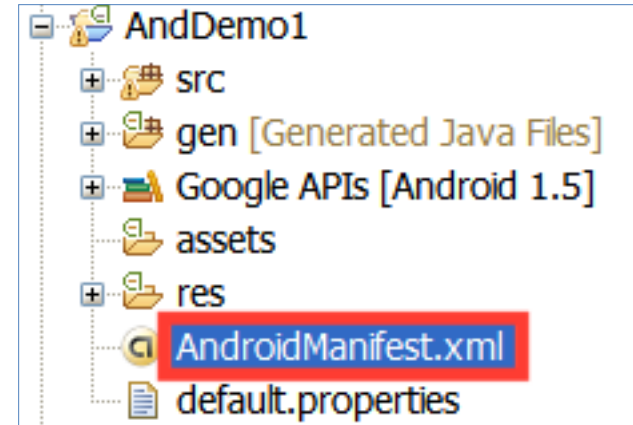
Structure of a
typical Android
Application

(Android Studio)



Android Manifest XML File

- Every application must have an [AndroidManifest.xml](#) file in its root directory.
- The manifest presents essential information about the application to the Android system, for instance it has an entry for each activity, library request, and special permissions needed to assemble the app.



Android Manifest XML File

This is a list of the <XML-elements> allowed in the Manifest file.

<action>	<permission>
<activity>	<permission-group>
<activity-alias>	<permission-tree>
<application>	<provider>
<category>	<receiver>
<data>	<service>
<grant-uri-permission>	<uses-configuration>
<instrumentation>	<uses-library>
<intent-filter>	<uses-permission>
<manifest>	<uses-sdk>
<meta-data>	

Android Manifest XML File

```
<?xml version="1.0" encoding="utf-8"?>
<manifest xmlns:android="http://schemas.android.com/apk/res/android"
    package="matos.earthquake"
    android:versionCode="1"
    android:versionName="1.0.0">
    <application android:icon="@drawable/yellow_circle" android:label="@string/app_name">

        <activity android:name=".AndQuake"
            android:label="@string/app_name">
            <intent-filter>
                <action android:name="android.intent.action.MAIN" />
                <category android:name="android.intent.category.LAUNCHER" />
            </intent-filter>
        </activity>

        <activity android:name=".SatelliteMapping"> </activity>

        <service android:name="AndQuakeService" android:enabled="true" >
        </service>

        <receiver android:name="AndQuakeAlarmReceiver" >
            <intent-filter>
                <action
                    android:name = "ALARM_TO_REFRESH_QUAKE_LIST"/>
            </intent-filter>
        </receiver>
    </application>

    <uses-library android:name="com.google.android.maps" />
    <uses-permission android:name="android.permission.INTERNET" />
</manifest>
```

CuuDuongThanCong.com

Example2. Currency converter

Implementing a currency converter:

USD → Euro → Colon (CR)

Note.

Naive implementation using a fixed
exchange rate:

1 Costa Rican Colon = 0.0019 U.S. dollars

1 Euro = 1.35 U.S. dollars

The screenshot shows a mobile application interface for a currency converter. At the top, the status bar displays various icons and the time 11:27 AM. The app title 'Currency Converter' is in a dark header. Below the header, there are three input fields: 'US Dollars' with the value '100', 'Euros' with the value '€74.07', and 'Colon CR' with the value '₡52,631.58'. Below these fields are two buttons: 'Clear' and 'Convert'. At the bottom of the screen is a numeric keypad with digits 0-9, symbols like !, @, #, \$, %, &, +, ?, /, *, -, ' ', (,), -, :, and arrows for navigation.

From	To	Value
US Dollars	Euros	100 → €74.07
US Dollars	Colon CR	100 → ₡52,631.58

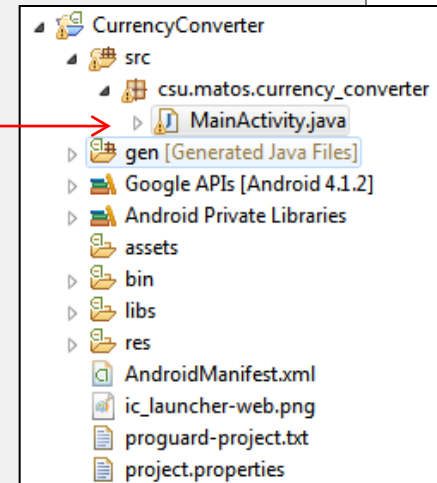
Example2. Currency converter

```
package csu.matos.currencyconverter;
import android.app.Activity;
import android.os.Bundle;
import android.view.View;
import android.view.View.OnClickListener;
import android.widget.Button;
import android.widget.EditText;

public class Currency1 extends Activity {
    //USA money format (12 digits, 2 decimals)
    DecimalFormat usaDf = new DecimalFormat("###,###,###,###.##");

    // naive currency converter (USD to Euros & Colones)
    private final double EURO2USD = 1.35;
    private final char EUROSYM = '\u20AC';
    private final double COLON2USD = 0.0019;
    private final char COLONSYM = '\u20A1';

    // GUI widgets
    Button btnConvert;
    Button btnClear;
    EditText txtUSDollars;
    EditText txtEuros;
    EditText txtColones;
```



Example2. Currency converter

```
@Override
public void onCreate(Bundle savedInstanceState) {
    super.onCreate(savedInstanceState);
    setContentView(R.layout.activity_main_linear);

    // bind local controls to GUI widgets
    txtUSDollars = (EditText)findViewById(R.id.txtUSDollars);
    // make 'Euros' box not-editable (no user input)
    txtEuros = (EditText)findViewById(R.id.txtEuros);
    txtEuros.setInputType(EditorInfo.TYPE_NULL);
    // No user input. See layout: android:editable="false"
    txtColones = (EditText)findViewById(R.id.txtColones);

    // attach click behavior to buttons
    btnClear = (Button)findViewById(R.id.btnClear);
    btnClear.setOnClickListener(new OnClickListener() {
        // clear the text boxes
        @Override
        public void onClick(View v) {
            txtColones.setText("");
            txtEuros.setText("");
            txtUSDollars.setText("");
        }
    });
});
```

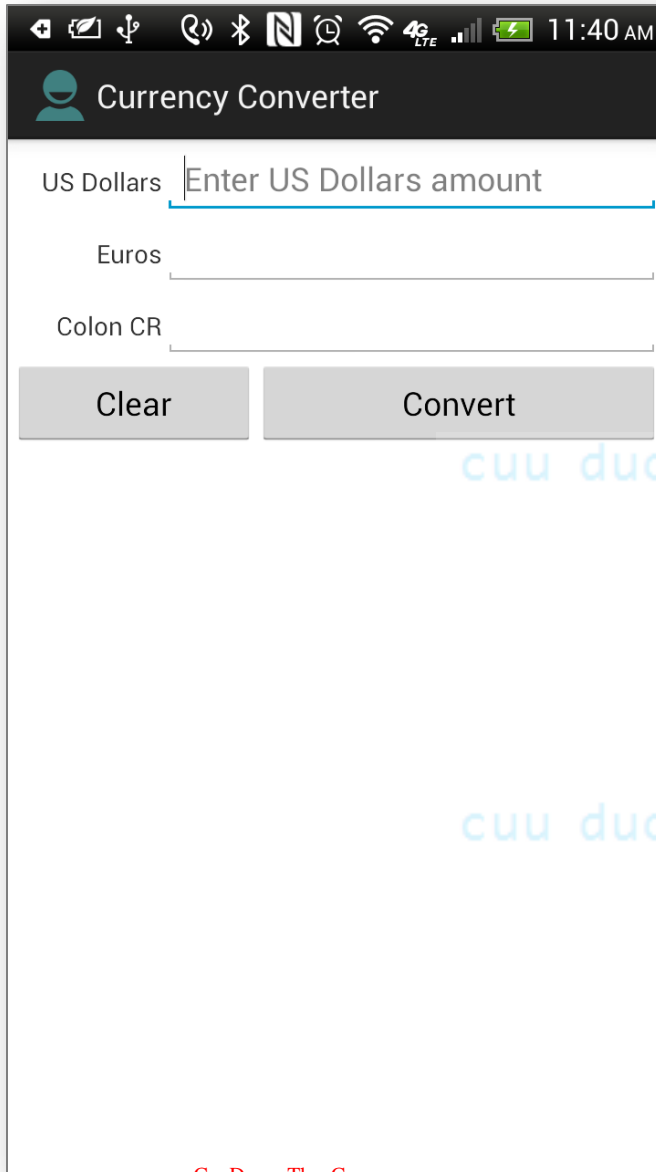
Example2. Currency converter

```
// do the conversion from USD to Euros and Colones
btnConvert = (Button) findViewById(R.id.btnConvert);
btnConvert.setOnClickListener(new OnClickListener() {
    @Override
    public void onClick(View v) {
        try {
            String usdStr = txtUSDollars.getText().toString();
            double usd = Double.parseDouble(usdStr);
            String euros = EUROSYM +
                String.valueOf(usaDf.format(usd / EURO2USD));
            String colones = COLONSYM +
                String.valueOf(usaDf.format(usd / COLON2USD));
            txtEuros.setText(euros);
            txtColones.setText(colones);
        } catch (NumberFormatException e) {
            // ignore errors
        }
    }
}); // setOnClick...

} // onCreate

} // class
```

Example2. Currency converter



Currency Converter

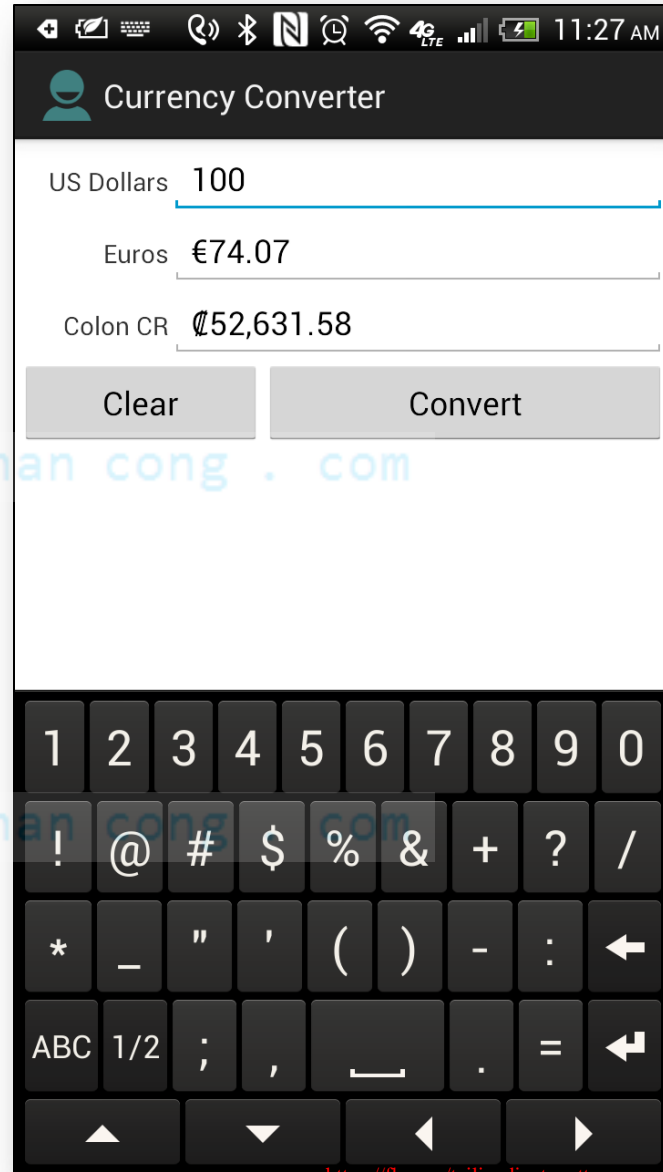
US Dollars

Euros

Colon CR

Clear Convert

CuuDuongThanCong.com



Currency Converter

US Dollars

Euros

Colon CR

Clear Convert

1 2 3 4 5 6 7 8 9 0

! @ # \$ % & + ? /

* _ " ' () - : ←

ABC 1/2 ; , _ . = →

▲ ▼ ◀ ▶

https://fb.com/tailieudientuenti

Example2. Currency converter

LAYOUT: res/layout/activity_main_linear.xml (1 of 3)

```
<?xml version="1.0" encoding="utf-8"?>
<LinearLayout xmlns:android="http://schemas.android.com/apk/res/android"
    android:layout_width="match_parent"
    android:layout_height="match_parent"
    android:orientation="vertical"
    android:padding="2dp" >

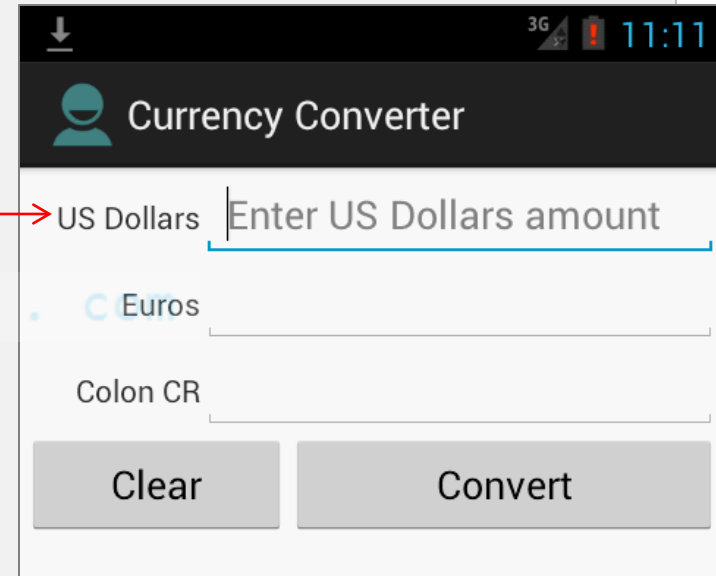
    <LinearLayout
        android:layout_width="match_parent"
        android:layout_height="wrap_content" >

        <TextView
            android:id="@+id/textView2"
            android:layout_width="wrap_content"
            android:layout_height="wrap_content"
            android:ems="5"
            android:gravity="right"
            android:text="US Dollars" />

        <EditText
            android:id="@+id/txtUSDollars"
            android:layout_width="wrap_content"
            android:layout_height="wrap_content"
            android:layout_weight="2"
            android:hint="Enter US Dollars amount"
            android:inputType="numberDecimal" />

    </LinearLayout>

    <requestFocus />
</LinearLayout>
```



Example2. Currency converter

LAYOUT: res/layout/activity_main_linear.xml (2 of 3)

```
<LinearLayout
    android:layout_width="match_parent"
    android:layout_height="wrap_content" >

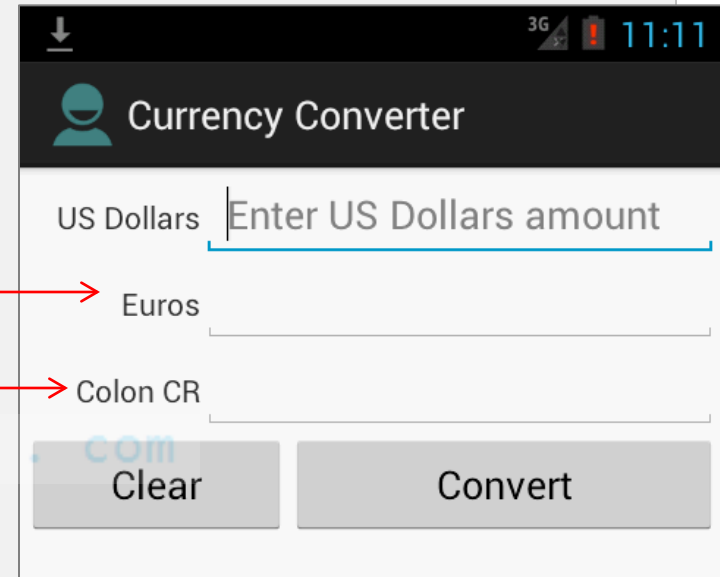
    <TextView
        android:id="@+id/textView3"
        android:layout_width="wrap_content"
        android:layout_height="wrap_content"
        android:ems="5"
        android:gravity="right"
        android:text="Euros" />

    <EditText
        android:id="@+id/txtEuros"
        android:layout_width="wrap_content"
        android:layout_height="wrap_content"
        android:layout_weight="2" />

</LinearLayout>

<LinearLayout
    android:layout_width="match_parent"
    android:layout_height="wrap_content" >

    <TextView
        android:id="@+id/textView4"
        android:layout_width="wrap_content"
        android:layout_height="wrap_content"
        android:ems="5"
        android:gravity="right"
        android:text="Colon CR" />
```



Example2. Currency converter

LAYOUT: res/layout/activity_main_linear.xml (3 of 3)

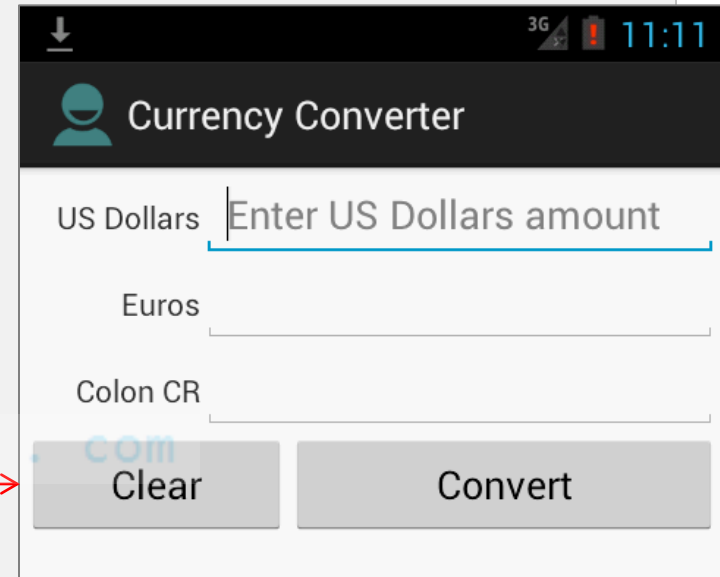
```
<EditText
    android:id="@+id/txtColones"
    android:layout_width="wrap_content"
    android:layout_height="wrap_content"
    android:layout_weight="2"
    android:editable="false" />
</LinearLayout>

<LinearLayout
    android:layout_width="match_parent"
    android:layout_height="wrap_content" >

    <Button
        android:id="@+id/btnClear"
        android:layout_width="wrap_content"
        android:layout_height="wrap_content"
        android:layout_weight="1"
        android:text="Clear" />

    <Button
        android:id="@+id/btnConvert"
        android:layout_width="wrap_content"
        android:layout_height="wrap_content"
        android:layout_weight="2"
        android:text="Convert" />
</LinearLayout>

</LinearLayout>
```



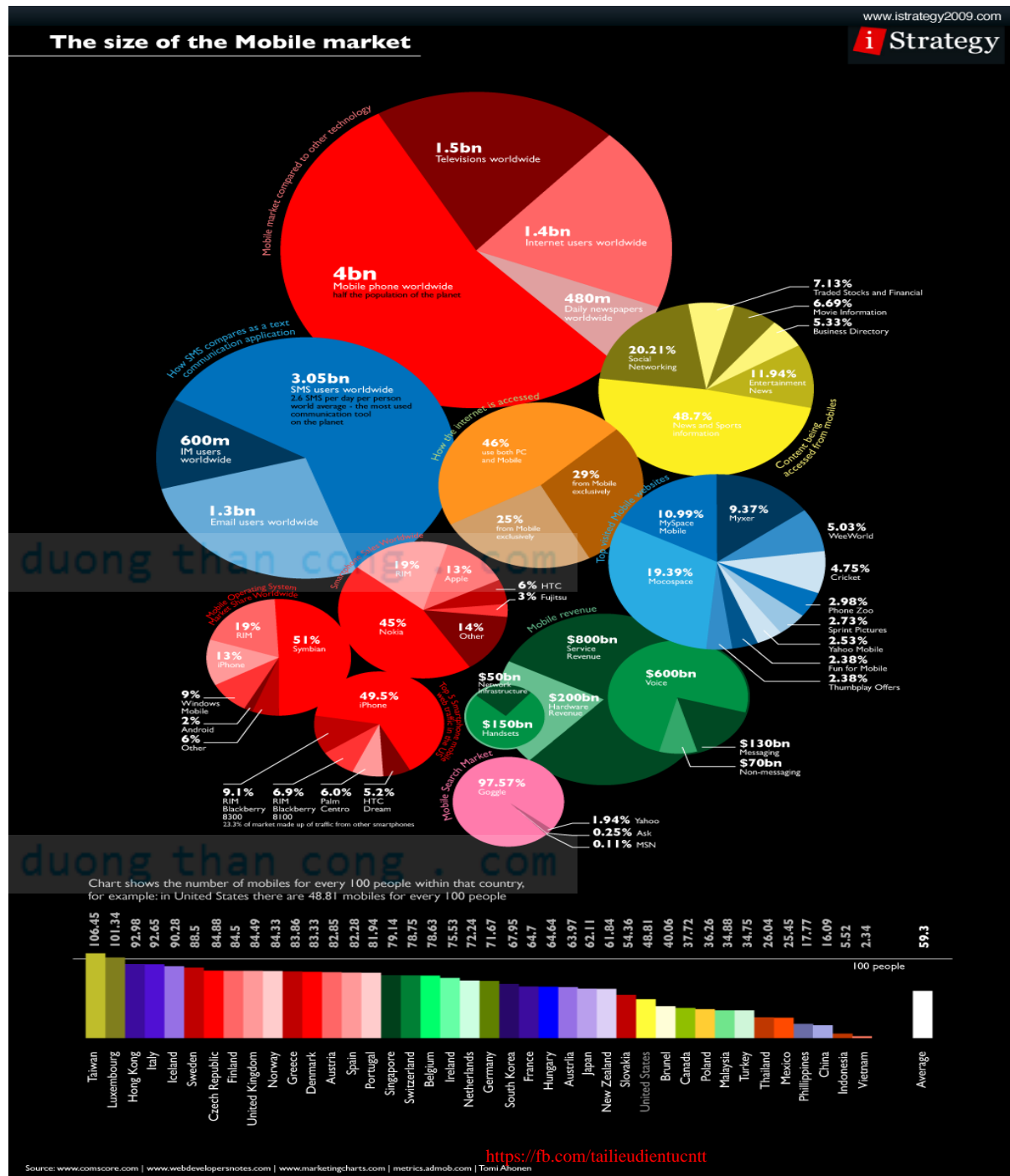
APPENDIX A.

The Size of the Mobile Market Year 2009

Reference:

<http://gizmodo.com/5489036/cellphone-overshare>

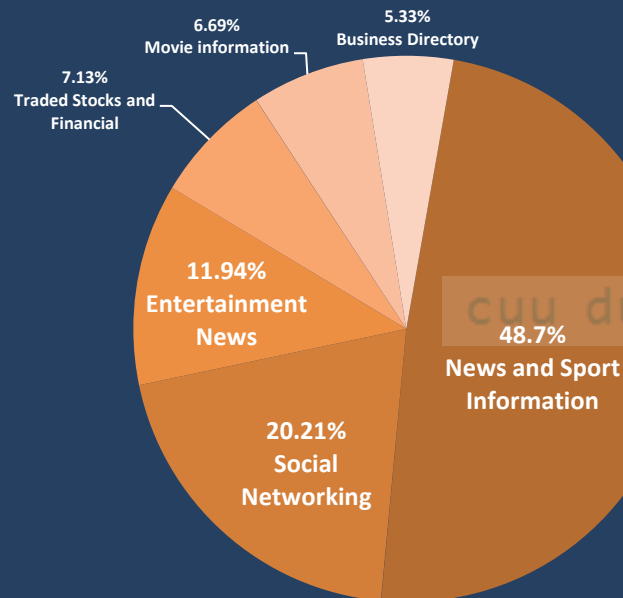
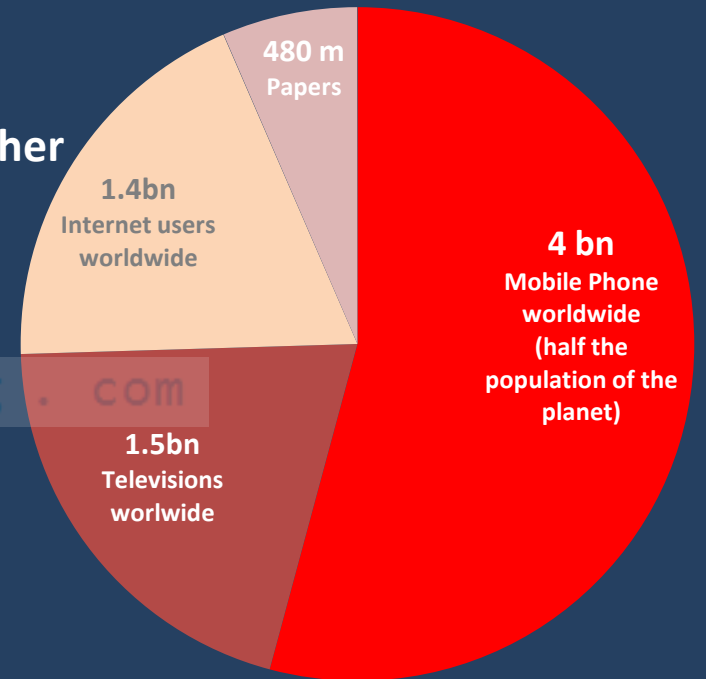
Accessed on April 2010



The Size of the Mobile Market – 2009

Extracted from: <http://gizmodo.com/5489036/cellphone-overshare> Accessed on April 2010

2009 Mobile market compared to other technologies



Content accessed from mobile phones

The Size of the Mobile Market – 2009

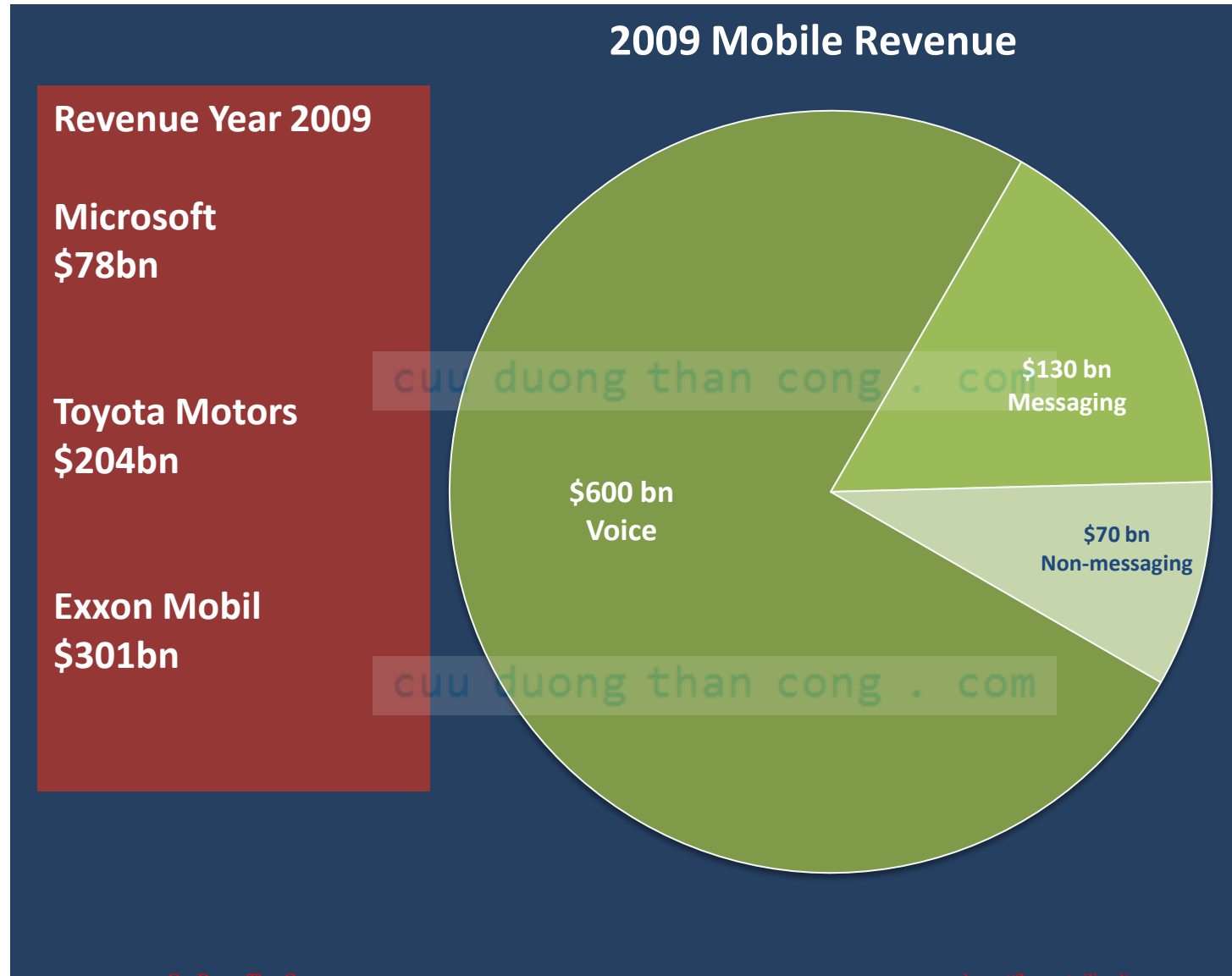
Extracted from:

<http://gizmodo.com/5489036/cellphone-overshare>

http://www.microsoft.com/investor/reports/ar09/10k_fr_bal.html

Exxon Mobil 2009 Summary Annual Report

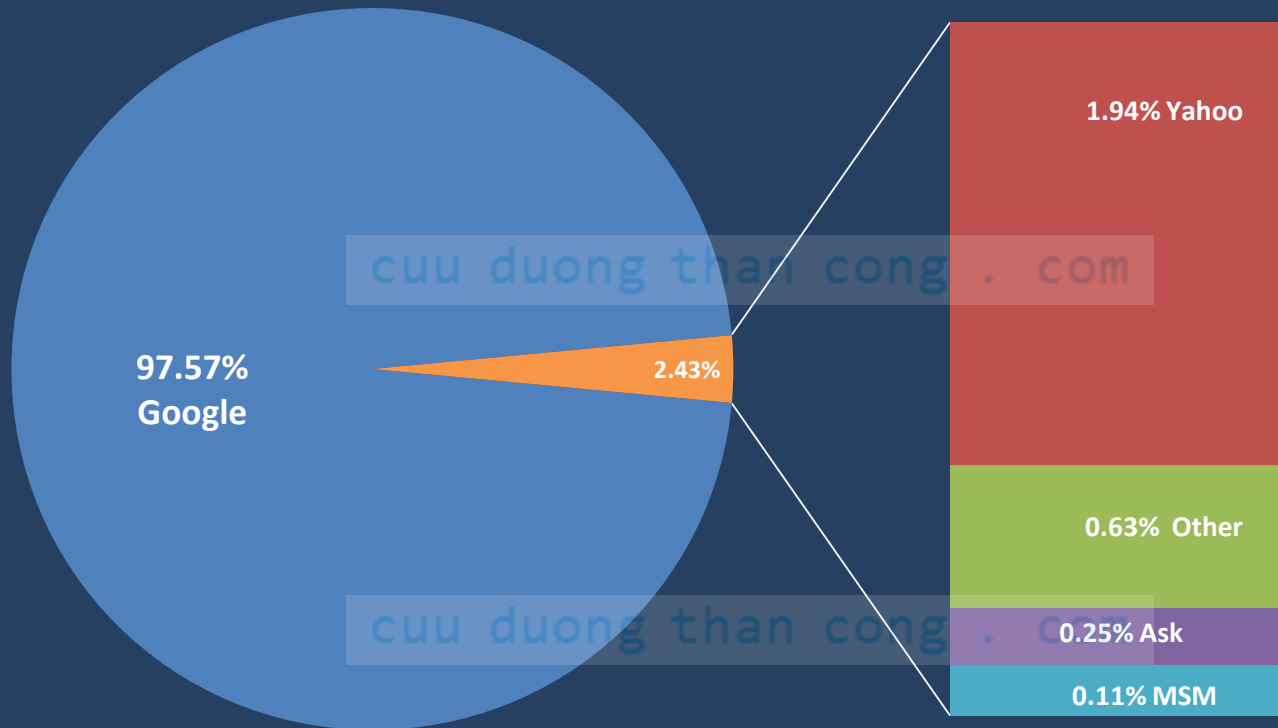
2010 Toyota Annual Report (pp 12)



The Size of the Mobile Market – 2009

Extracted from: <http://gizmodo.com/5489036/cellphone-overshare> Accessed on April 2010

2009 Mobile Search Market

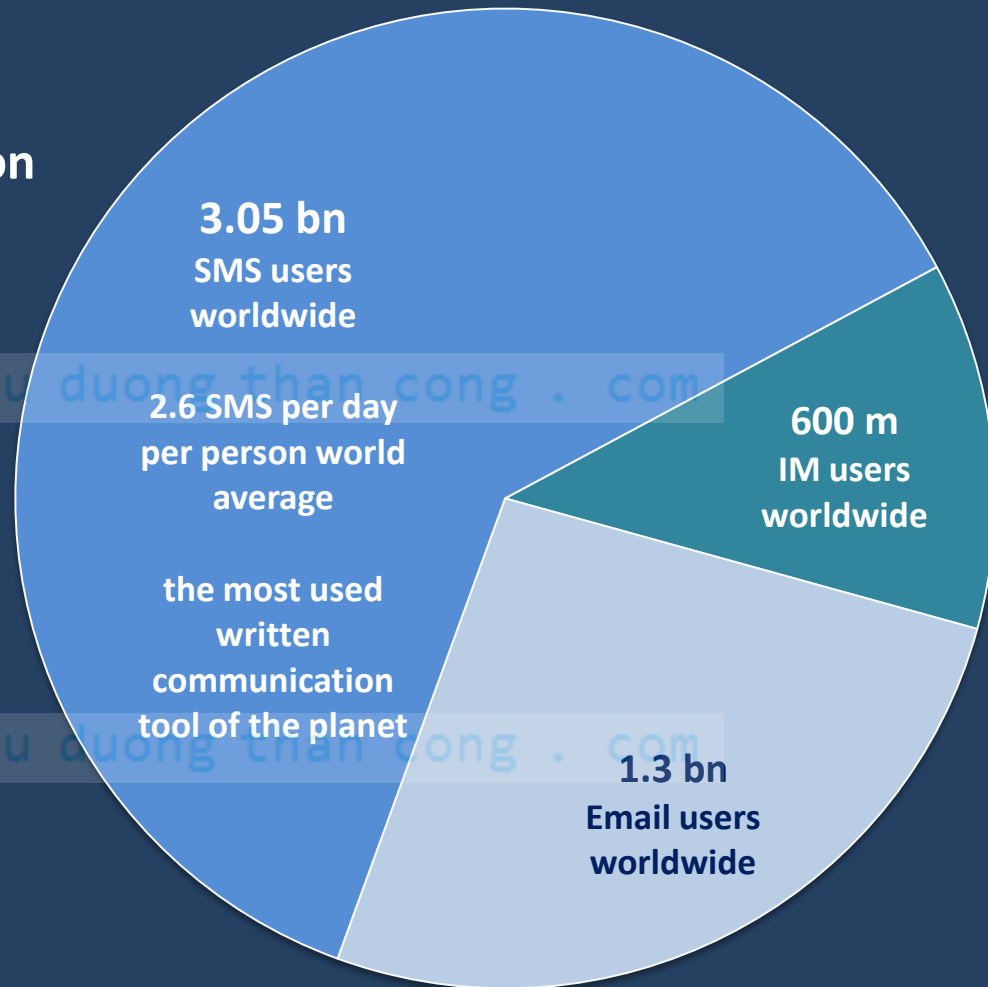


The Size of the Mobile Market – 2009

Extracted from: <http://gizmodo.com/5489036/cellphone-overshare> Accessed on April 2010

2009

How SMS compares
as a text communication
application

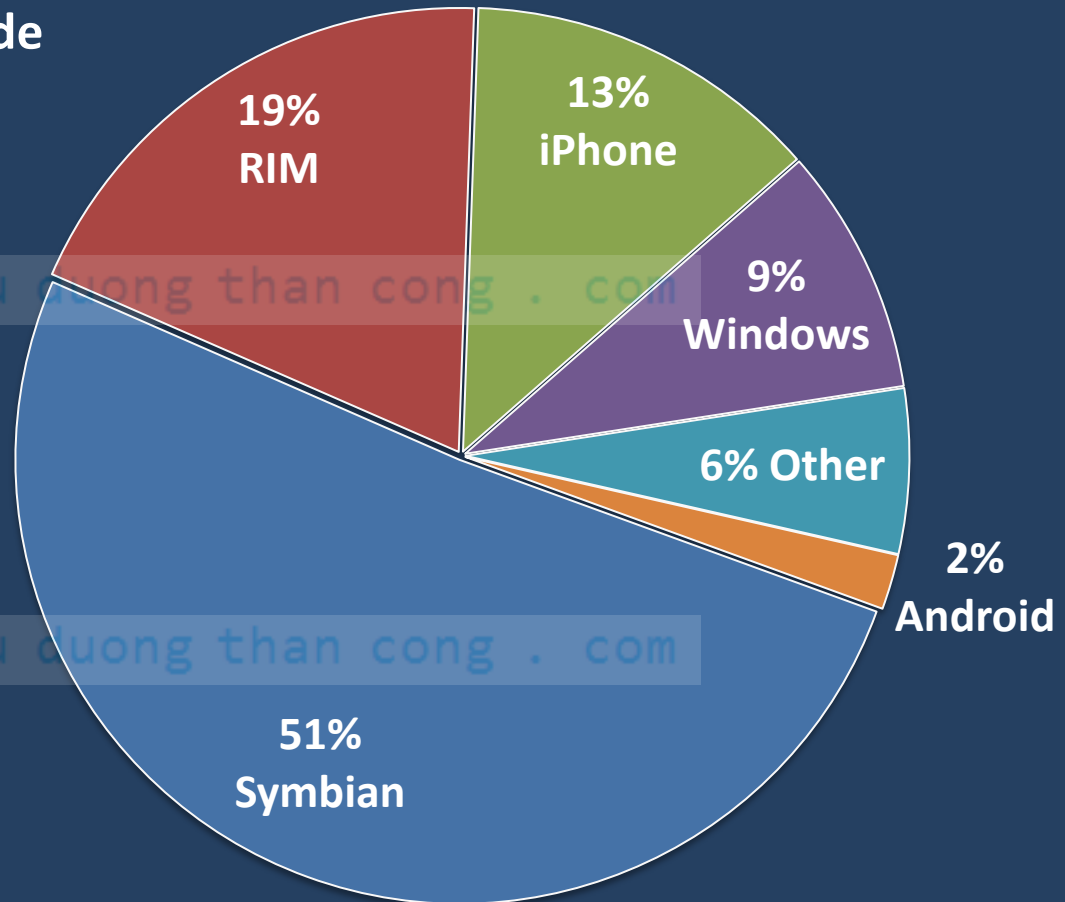


The Size of the Mobile Market – Fourth Quarter 2009-Q4

Extracted from: <http://gizmodo.com/5489036/cellphone-overshare> Accessed on April 2010

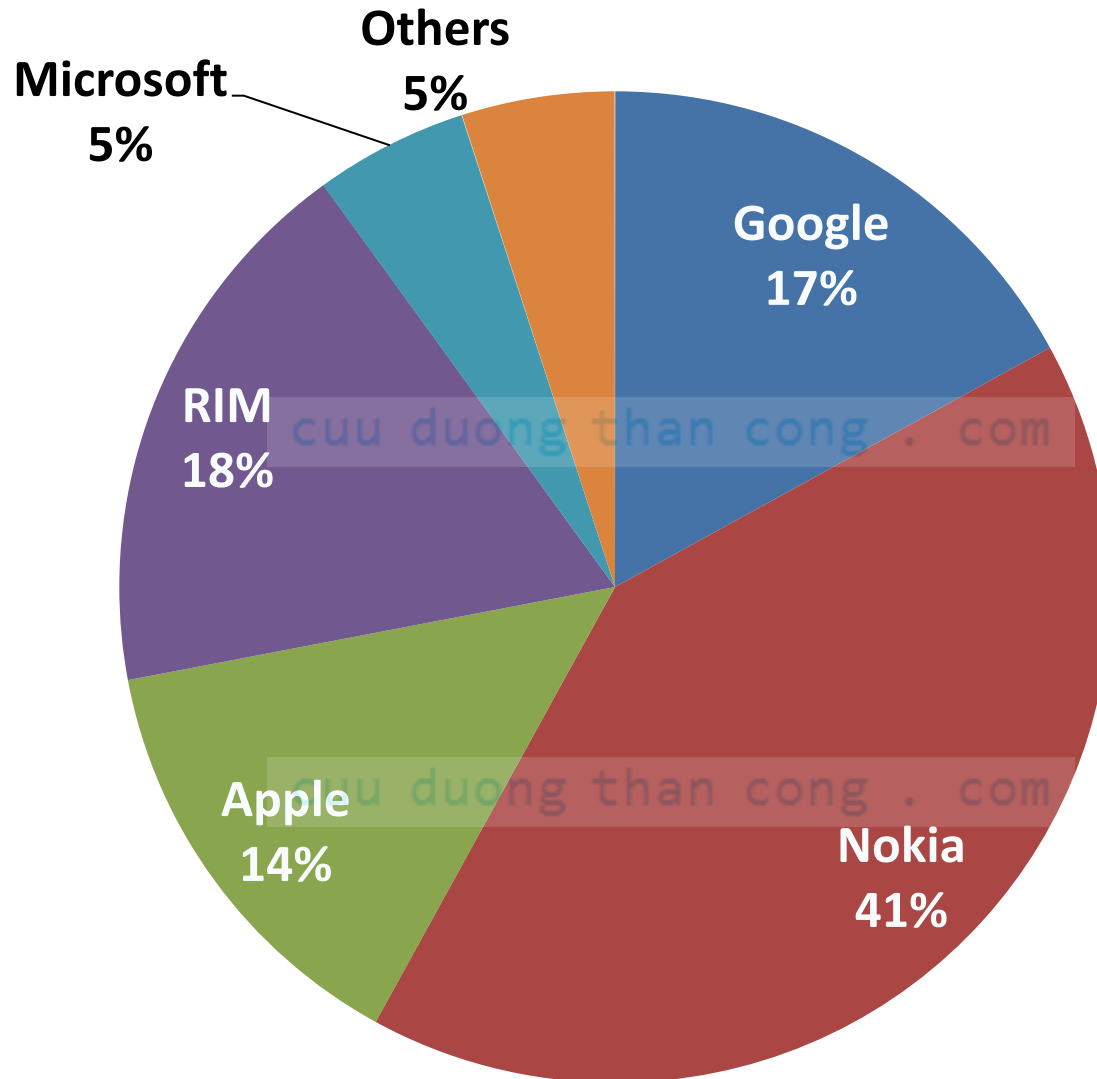
2009

Mobile Operating System Market Share Worldwide



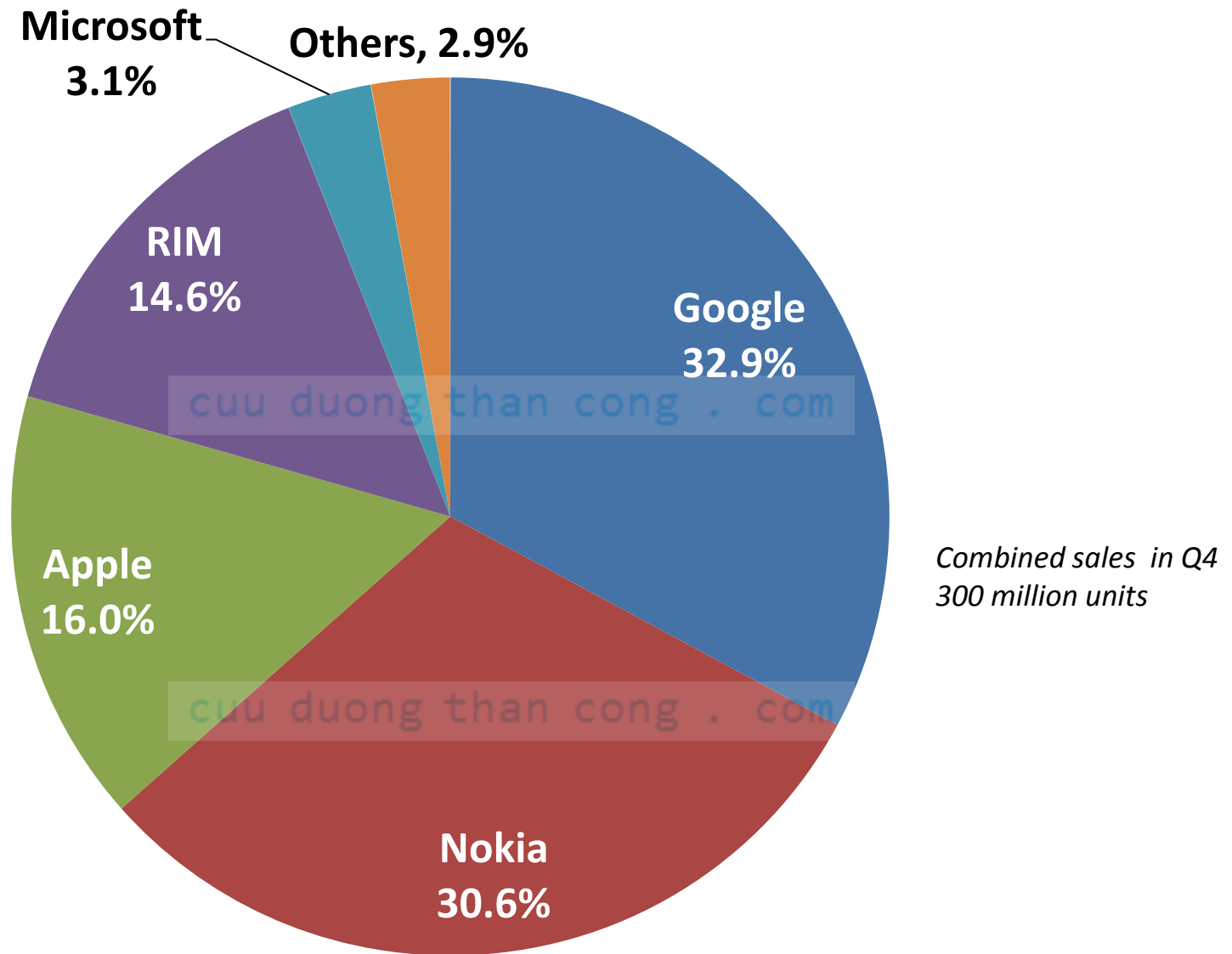
The Size of the Mobile Market – Second Quarter 2010-Q2

Extracted from: <http://gizmodo.com/5489036/cellphone-overshare> Accessed on April 2010



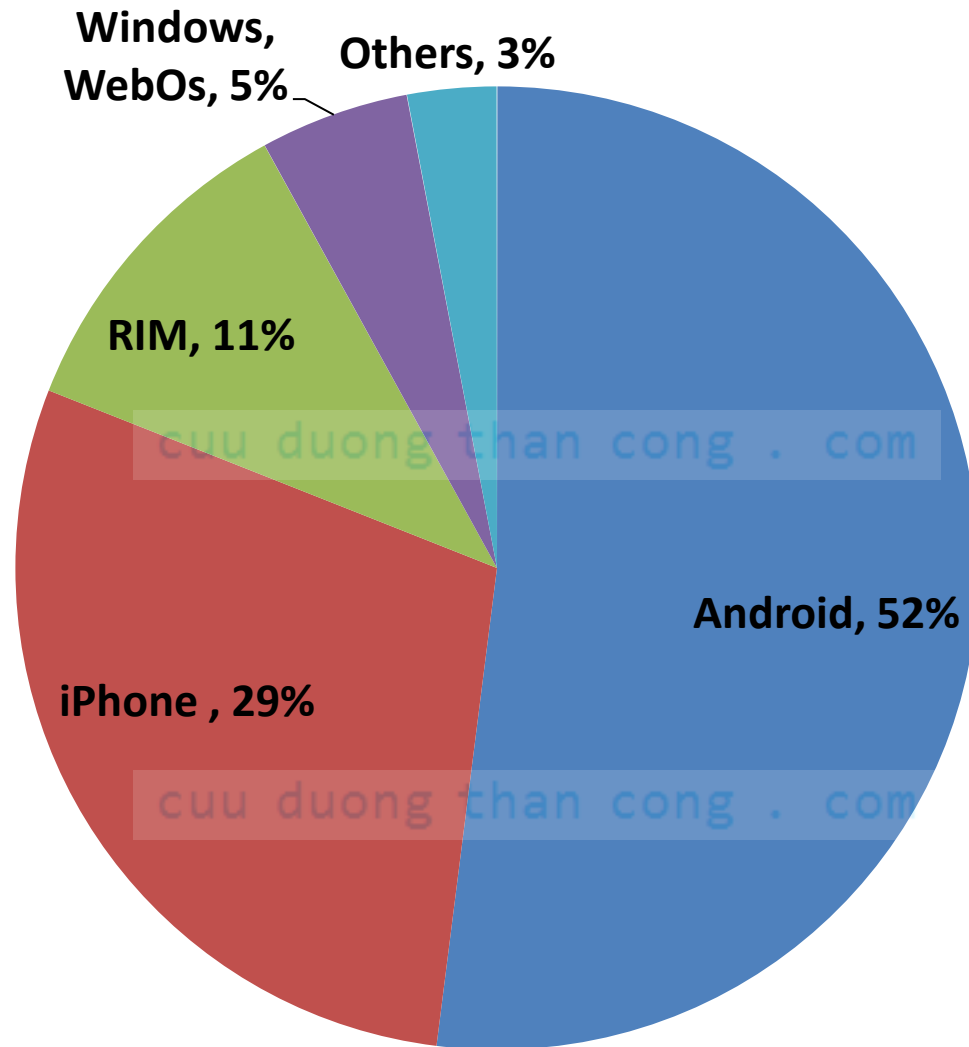
The Size of the Mobile Market – Fourth Quarter 2010-Q4

Extracted from: <http://gizmodo.com/5489036/cellphone-overshare> Accessed on April 2010



The Size of the Mobile Market – Second Quarter 2011-Q2

Extracted from: <http://gizmodo.com/5489036/cellphone-overshare> Accessed on April 2010



The Size of the Mobile Market – First Quarter 2014-Q1

Taken on Sept 2014, from:

<http://techcrunch.com/2014/05/06/android-still-growing-market-share-by-winning-first-time-smartphone-users/>

	1Q 2014	4Q 2013	1Q 2013	1Q 2014 Market Share %	4Q 2013 Market Share %
Android	187,027,721	188,227,483	150,621,700	44%	39%
AOSP	53,749,521	53,919,640		13%	11%
Apple iOS	43,719,000	51,024,482	37,406,800	10%	11%
BlackBerry 10	550,000	765,000	981,300	0%	0%
BlackBerry OS	750,000	3,516,300	5,426,500	0%	1%
Windows Phone	13,274,030	11,418,218	6,070,800	3%	2%
Basic Mobile Phones	127,593,495	167,338,026	229,408,800	30%	35%
Others	545,000	428,637	1,126,600	0%	0%
Grand Total	427,208,766	476,637,786	431,042,500	100%	100%

Number of new devices sold in the indicated periods.

AOSP = Android Open Source Project

The Size of the Mobile Market – First Quarter 2014-Q3

Obtained on Dec 2014 from: <http://www.gartner.com/document/2911618>

Worldwide Smartphone Sales to End Users by Operating System in 3Q14 (Thousands of Units)

Operating System	3Q14 Units	3Q14 Market Share (%)	3Q13 Units	3Q13 Market Share (%)
Android	250,060.2	83.1	205,243	82.0
iOS	38,186.6	12.7	30,330	12.1
Windows	9,033.4	3.0	8,916	3.6
Blackberry	2,419.5	0.8	4,401	1.8
Other OS	1,310.2	0.4	1,407	0.6
Total	301,009.9	100.0	250,296.8	100.0

Source: Gartner (December 2014)

Some New Products-Ideas for 2011 -15

Open Automotive Alliance

<http://www.openautoalliance.net/#members>



Flex screen phones



Wearable devices



Large screen smartphones

Some New Products-Ideas for 2011 -15

Open Automotive Alliance

<http://www.openautoalliance.net/#members>

"The OAA is a global alliance of technology and auto industry leaders committed to bringing the Android platform to cars starting in 2015 “



Founding members

Audi, GM, Google, Honda, Hyundai and NVIDIA

New Members

<ul style="list-style-type: none">• Alpine• Bentley• Clarion• CloudCar• Delphi• FIAT Chrysler• Ford• Freescale	<ul style="list-style-type: none">• FUJITSU TEN• HARMAN• Infiniti• JVC KENWOOD• LG• Maserati• Mazda• Mitsubishi	<ul style="list-style-type: none">• Nissan• Panasonic• Parrot• Pioneer• Renault• Renesas• SEAT• Škoda	<ul style="list-style-type: none">• Subaru• Suzuki• Symphony Teleca• Volkswagen• Volvo
---	--	--	--

Cell-Phone Diffusion




Dr. Lyza Lyth
Mma Justine & her children

Mount Kilimanjaro
Tanzania, October 2010



CuuDuongThanCong.com



<https://fb.com/tailieudientuocntt>

Cell-Phone Diffusion

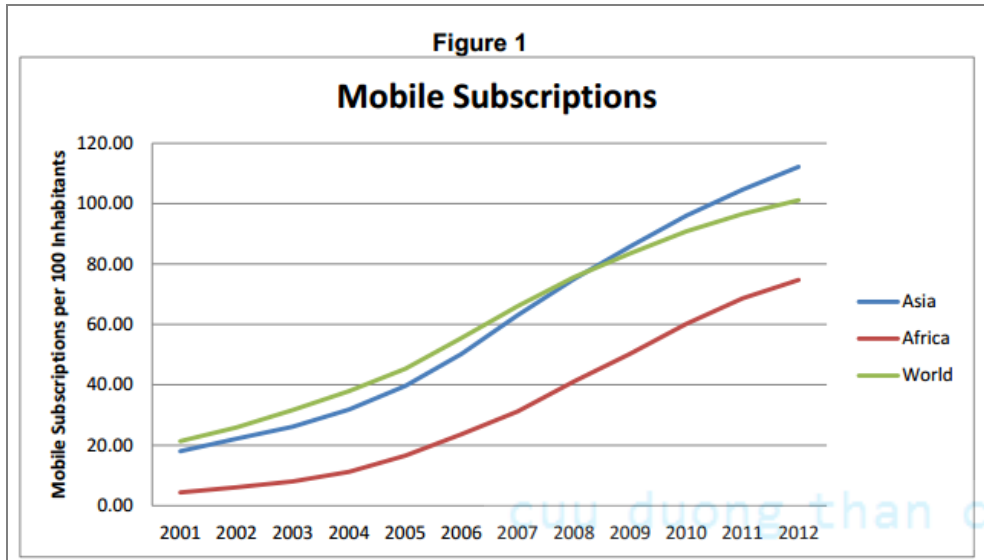
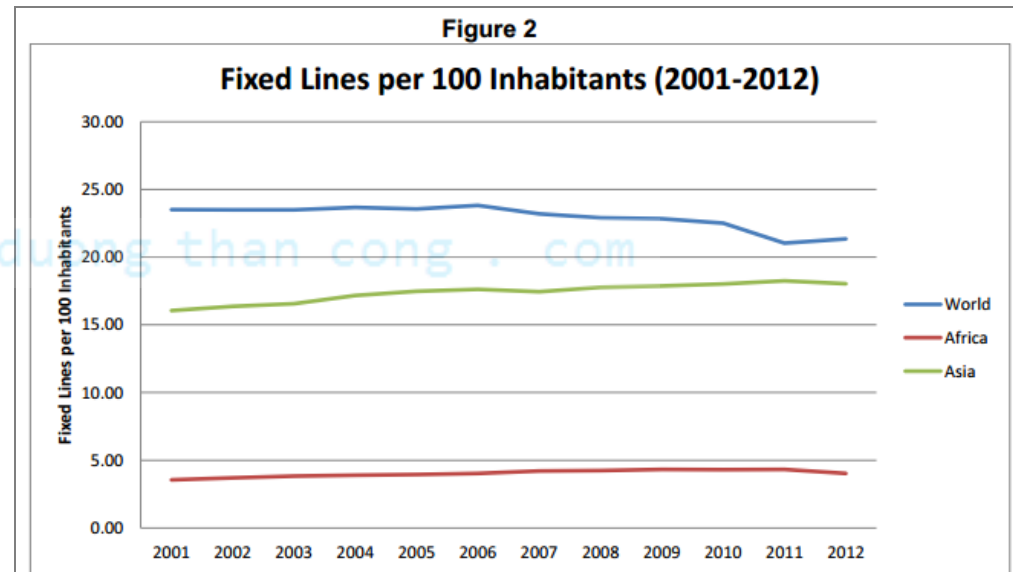



Figure 1.
Mobile subscription per 100 inhabitants

Figure 2.
Fixed lines per 100 inhabitants



Taken from
Determinants of Mobile Phone Penetration Rates in Asia and Africa: A Panel Data Analysis. By Kokila P. Doshi and Andrew Narwold.
Proceedings of 9th International Business and Social Science Research Conference January, 2014, Dubai, UAE, ISBN: 978-1-922069-41-2

Thanks for being here



cuu duong than cong . com
Questions?

cuu duong than cong . com