
ECE 307 – Techniques for Engineering Decisions

Value of Information

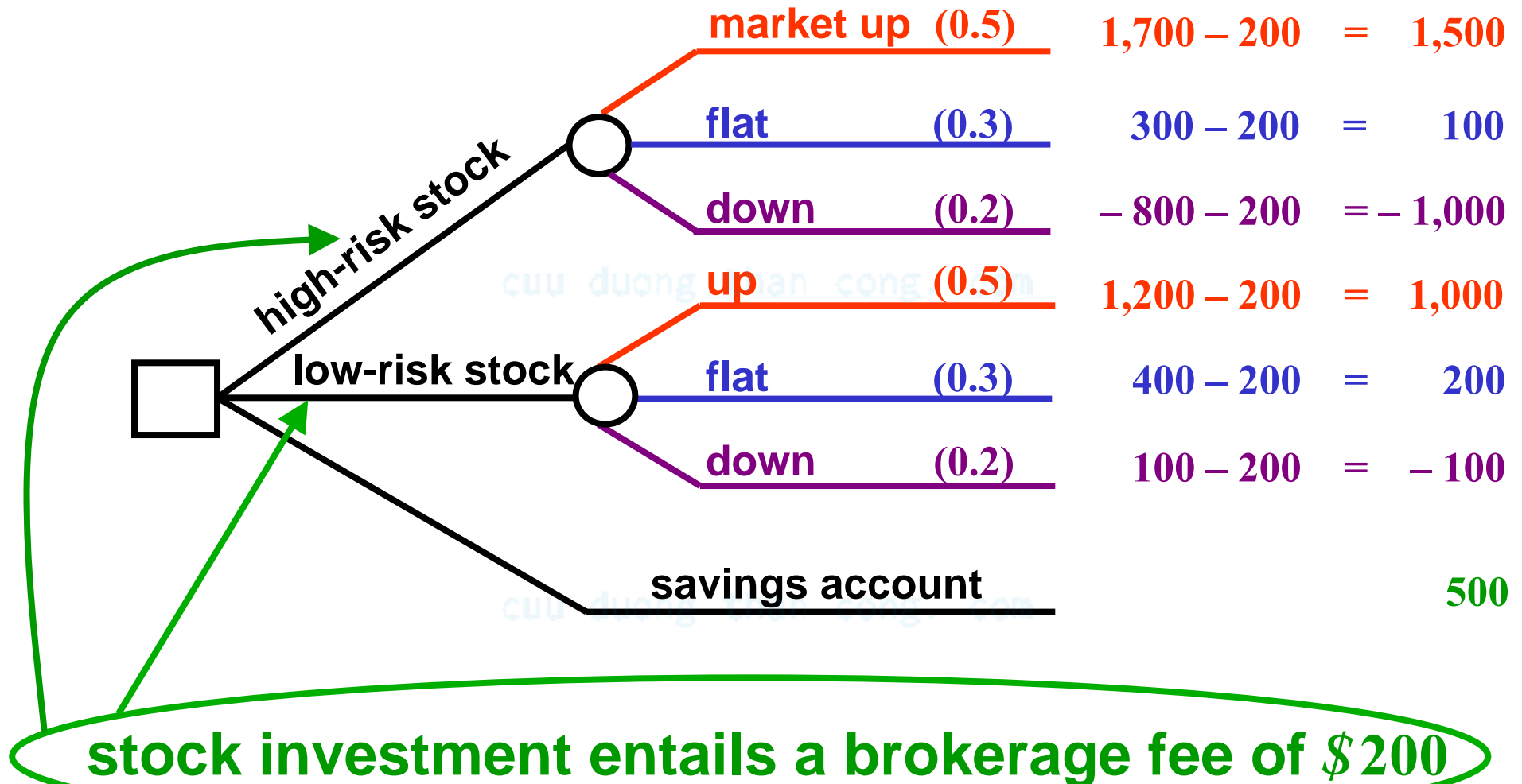
George Gross

**Department of Electrical and Computer Engineering
University of Illinois at Urbana-Champaign**

VALUE OF INFORMATION

- ☐ While we cannot do away with uncertainty, there is always a desire to attempt to reduce the uncertainty about future outcomes
- ☐ The reduction in uncertainty about future outcomes may give us choices that improve chances for a good outcome
- ☐ We focus on the principles behind information valuation

SIMPLE INVESTMENT EXAMPLE



NOTION OF PERFECT INFORMATION

- We say that an expert's information is perfect if it is always correct; we think of an expert as essentially a *clairvoyant*
- We can place a value on information in a decision problem by measuring the expected value of info (*EVI*)

NOTION OF PERFECT INFORMATION

- ❑ We consider the role of *perfect information* in the simple investment example
- ❑ In this decision problem, the optimal policy is to invest in high – risk stock since it has the highest returns
- ❑ Suppose an expert predicts that the market goes up: this implies the investor still chooses the high – risk stock investment and consequently the *perfect information* of the expert appears to have no value

NOTION OF PERFECT INFORMATION

- ❑ On the other hand, suppose the expert predicts a market decrease or a flat market: under this information, the investor's choice is the savings account and the *perfect information* has value because it leads to a *changed* outcome with improved results then would be the case otherwise
- ❑ In worst case conditions: regardless of the information, we take the same decision as

NOTION OF PERFECT INFORMATION

without the information and consequently

$EVI = 0$; the interpretation is that we are equally well off without an expert

- Cases in which we have information and in which we change the optimal decision: these lead to $EVI > 0$ since we make a decision with an improved outcome using the available information

EVI ASSESSMENT

- It follows that the value of information is always nonnegative, $EVI \geq 0$
- In fact, with *perfect information*, there is no uncertainty and the *expected value of perfect information* $EVPI$ provides an upper bound for EVI

$$EVPI \geq EVI$$

INVESTMENT EXAMPLE: COMPUTATION OF *EVPI*

- ❑ Absent any expert information, a value – maximizing investor selects the high – risk stock investment
- ❑ The introduction of an expert or clairvoyant brings in *perfect information* since there is perfect knowledge of what the market will do before the investor makes his decision and the investor's decision is based on this information

COMPUTATION OF *EVPI*

□ We use a decision tree approach to compute *EVPI*

by reversing the decision and uncertainty order:

we view the value of information in an *a priori*

sense and define

$$EVPI = E \{ \text{decision with perfect information} \} -$$

$$E \{ \text{decision without information} \}$$

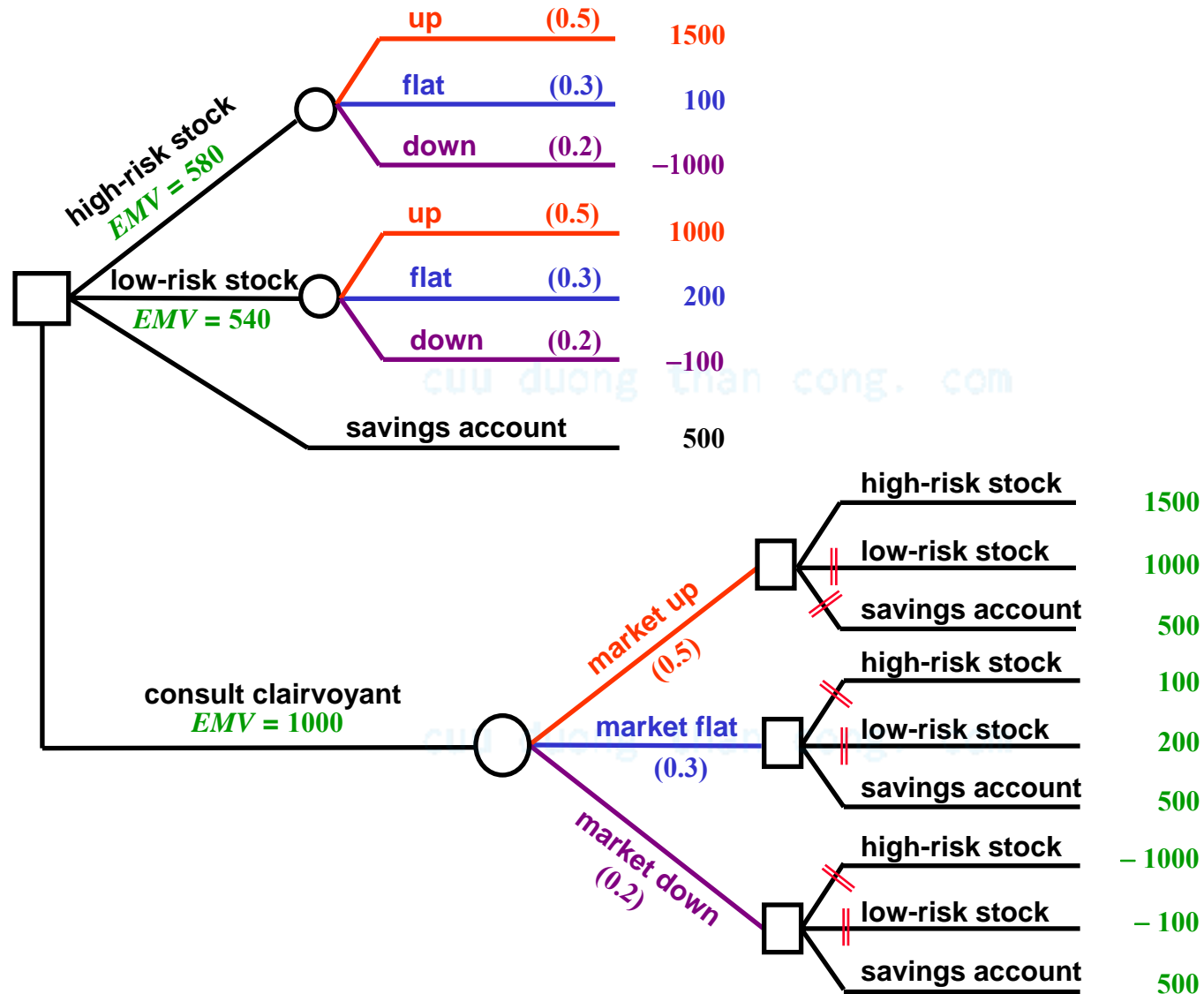
COMPUTATION OF *EVPI*

- For the investment problem,

$$EVPI = 1,000 - 580 = 420$$

- We may view *EVPI* to represent the maximum amount that the investor should be willing to pay the expert for the *perfect information* resulting in the improved outcome

COMPUTATION OF *EVPI*



EXPECTED VALUE OF IMPERFECT INFORMATION

- ❑ In practice, we cannot obtain *perfect information*; rather, the information is *imperfect* since there are no clairvoyants
- ❑ We evaluate the expected value of *imperfect information*, *EVII*
- ❑ For example we engage an economist to forecast the future stock market trends; his forecasts constitute *imperfect information*

EXPECTED VALUE OF IMPERFECT INFORMATION

conditioning event

↓

<i>economist's prediction</i>	<i>true market state</i>		
	<i>up</i>	<i>flat</i>	<i>down</i>
<i>“up”</i>	0.8	0.15	0.2
<i>“flat”</i>	0.1	0.7	0.2
<i>“down”</i>	0.1	0.15	0.6

conditional probabilities

↗

$P\{ \text{“flat”} / \text{market is flat} \}$

EVII ASSESSMENT

- We use the decision tree approach to compute

EVII

- For the decision tree, we evaluate probabilities

using Bayes' theorem

- For the imperfect information, we define

$$\tilde{M} = \begin{matrix} \text{market} \\ \text{performance} \end{matrix} = \begin{cases} \text{up} & \text{with probability } 0.5 \\ \text{flat} & \text{with probability } 0.3 \\ \text{down} & \text{with probability } 0.2 \end{cases}$$

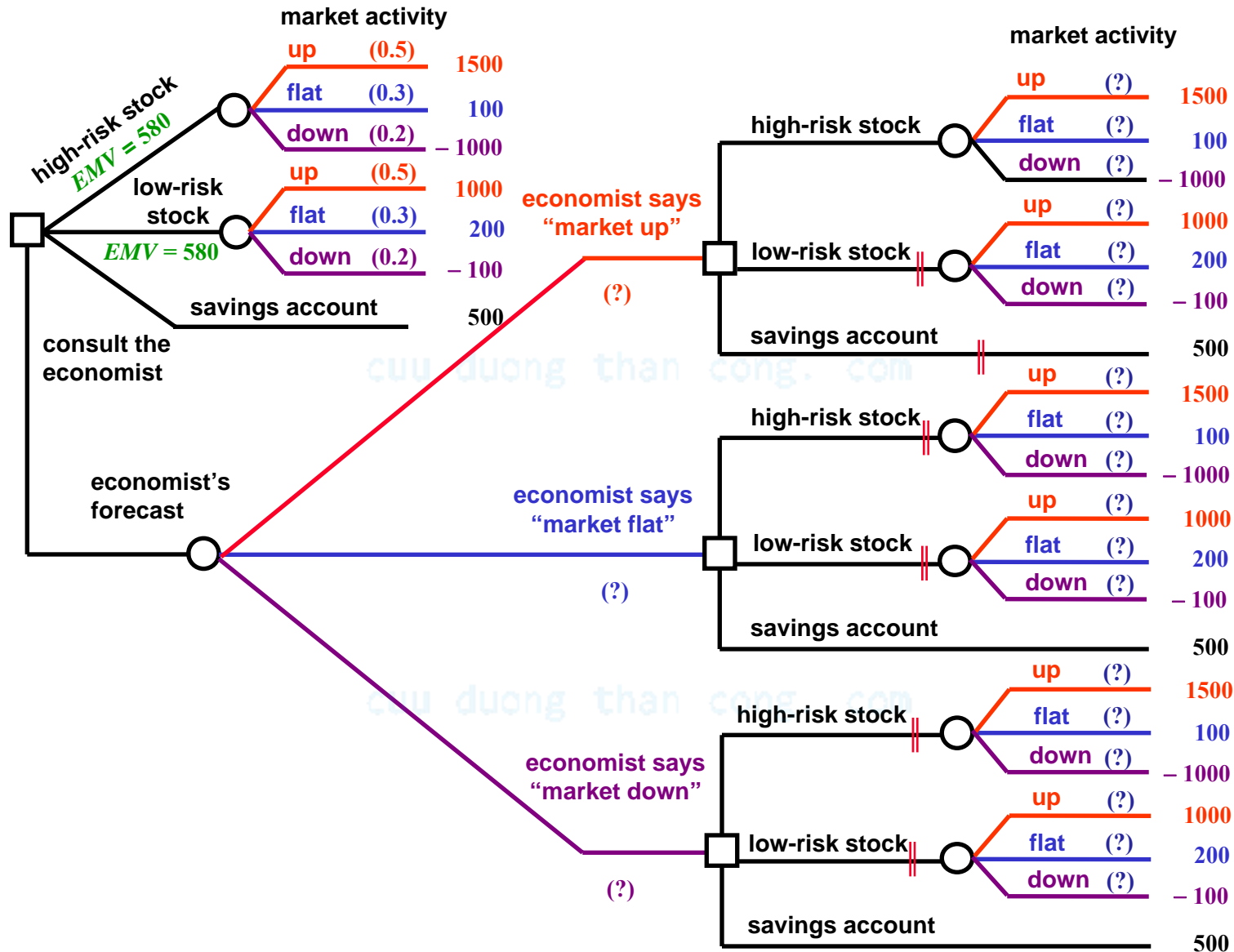
EVII ASSESSMENT

and the forecast *r.v.*

$$\tilde{F} = \left\{ \begin{array}{l} \text{"up"} \\ \text{"flat"} \\ \text{"down"} \end{array} \right.$$

without the knowledge of the corresponding
probabilities of the two *r.v.s*

EVII COMPUTATION: INCOMPLETE DECISION TREE



COMPUTATION OF REVERSE CONDITIONAL PROBABILITIES

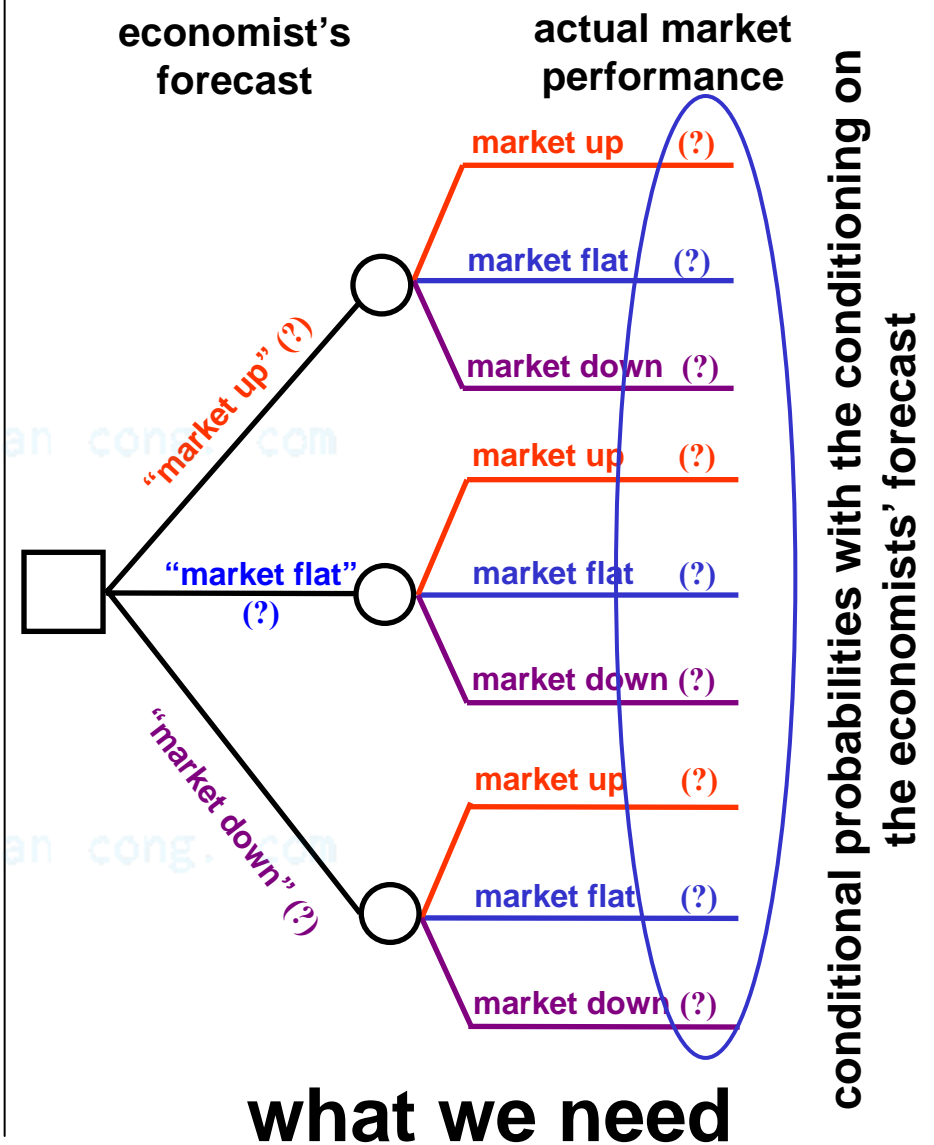
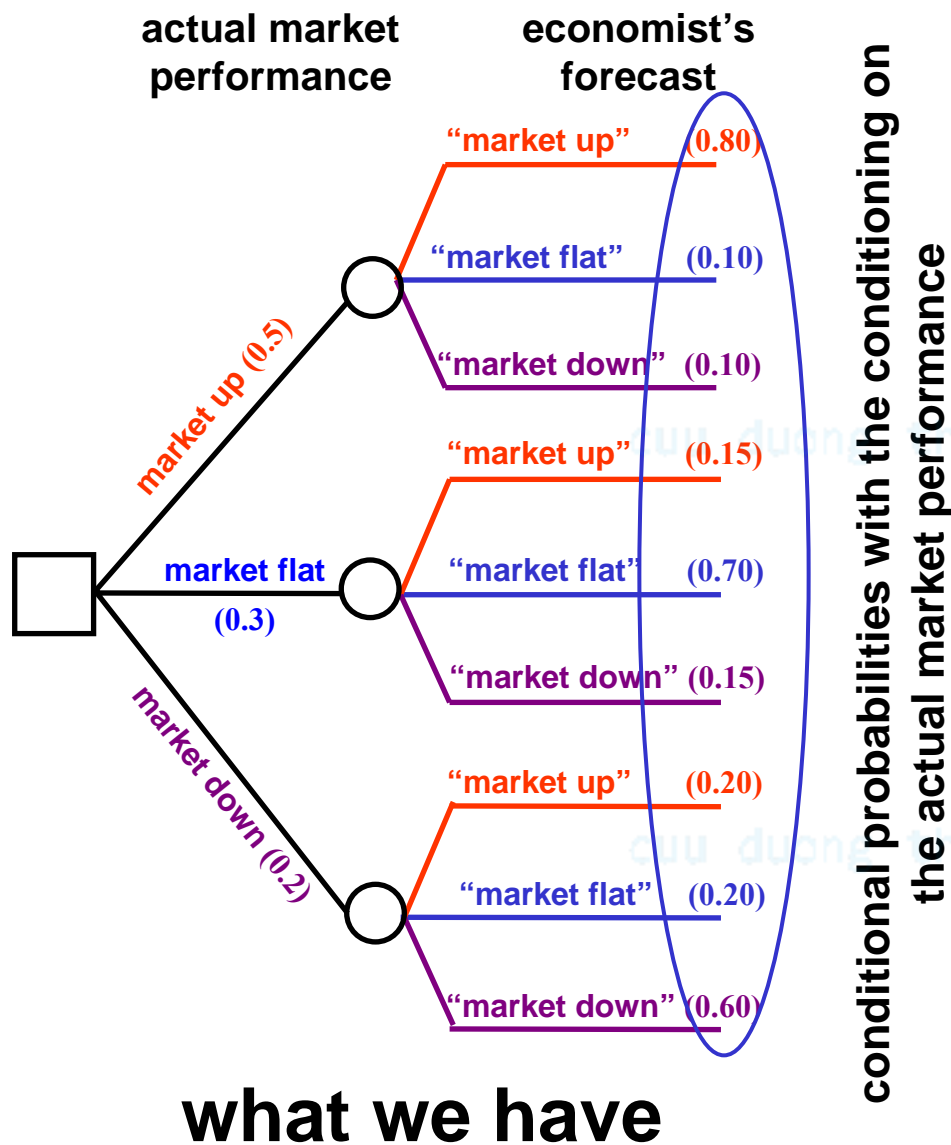
$$P\{\tilde{M} = \text{down} | \tilde{F} = \text{"up"}\} = \frac{P\{\tilde{F} = \text{"up"} | \tilde{M} = \text{down}\} P\{\tilde{M} = \text{down}\}}{P\{\tilde{F} = \text{"up"} | \tilde{M} = \text{down}\} P\{\tilde{M} = \text{down}\} + P\{\tilde{F} = \text{"up"} | \tilde{M} = \text{down}\} P\{\tilde{M} = \text{up}\} + P\{\tilde{F} = \text{"up"} | \tilde{M} = \text{flat}\} P\{\tilde{M} = \text{flat}\}}$$

$$\begin{aligned} & \left[P\{\tilde{F} = \text{"up"} | \tilde{M} = \text{down}\} P\{\tilde{M} = \text{down}\} + \right. \\ & P\{\tilde{F} = \text{"up"} | \tilde{M} = \text{down}\} P\{\tilde{M} = \text{up}\} + \\ & \left. P\{\tilde{F} = \text{"up"} | \tilde{M} = \text{flat}\} P\{\tilde{M} = \text{flat}\} \right] \end{aligned}$$

$$P\{\tilde{F} = \text{"up"}\} = \frac{0.2(0.2)}{0.2(0.2) + 0.5(0.3) + 0.8(0.5)}$$

we *flip* the probabilities in this way

EVII COMPUTATION: FLIPPING THE PROBABILITY TREE



POSTERIOR PROBABILITIES

<i>economist's prediction</i>	<i>posterior probability for:</i>		
	<i>market up</i>	<i>market flat</i>	<i>market down</i>
<i>“up”</i>	0.8247	0.0928	0.0825
<i>“flat”</i>	0.1667	0.7000	0.1333
<i>“down”</i>	0.2325	0.2093	0.5581

conditional probabilities on
economists forecast

EVII COMPUTATION

□ We use conditional probabilities in the table to build the posterior probabilities

□ For example

$$P\{\textit{market up} | \textit{economist predicts "up"}\} = 0.8247$$

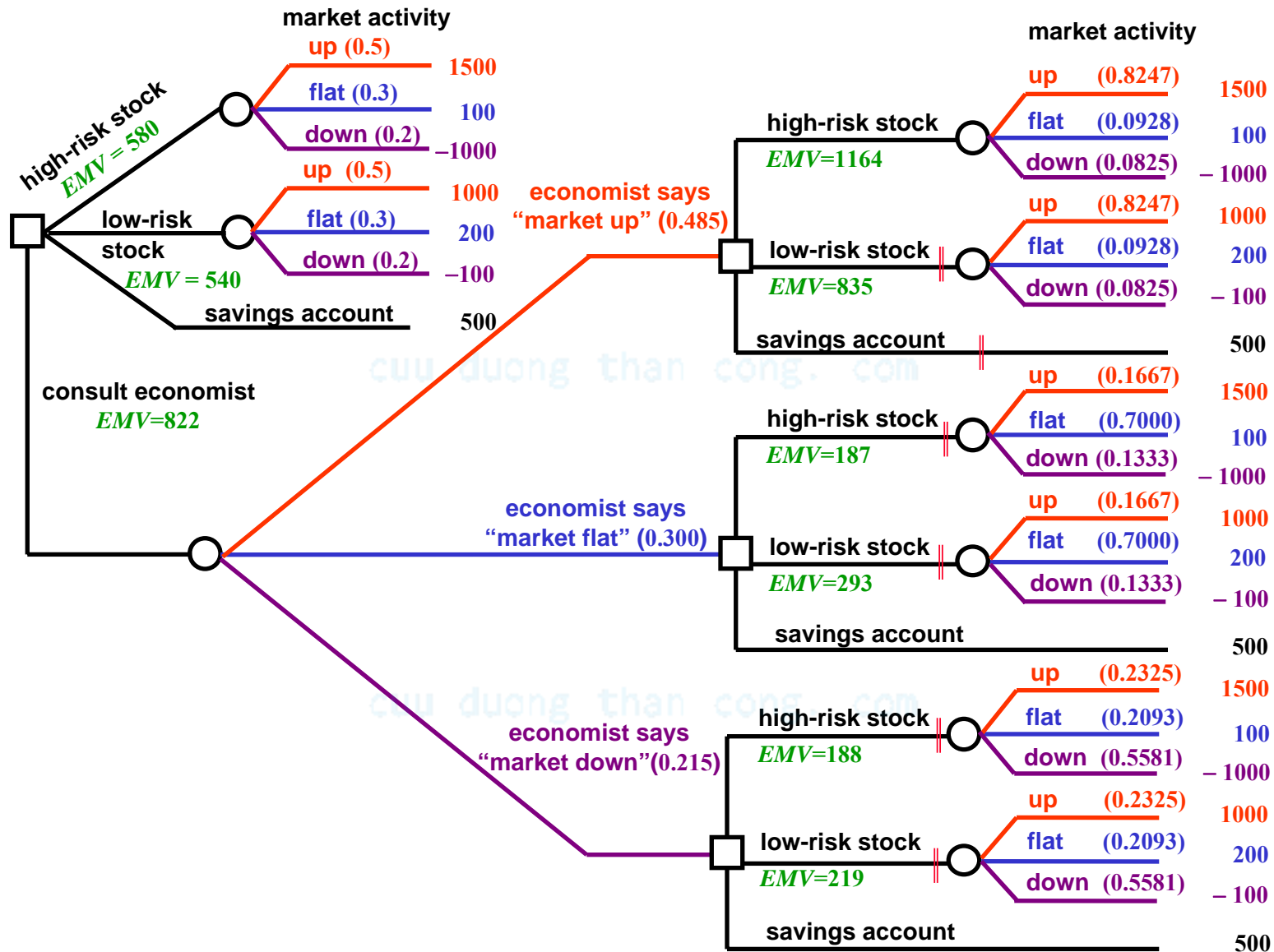
□ We then compute

$$P\{\tilde{F} = \textit{"up"}\} = 0.485$$

$$P\{\tilde{F} = \textit{"flat"}\} = 0.300$$

$$P\{\tilde{F} = \textit{"down"}\} = 0.215$$

EXPECTED VALUE OF IMPERFECT INFORMATION



***EVII* COMPUTATION**

- ❑ The expected mean value for the decision made with the economist information is

$$EMV|_{\text{economist}} = 1,164(0.485) + 500(0.515) = 822$$

- ❑ The expected mean value without information is 580

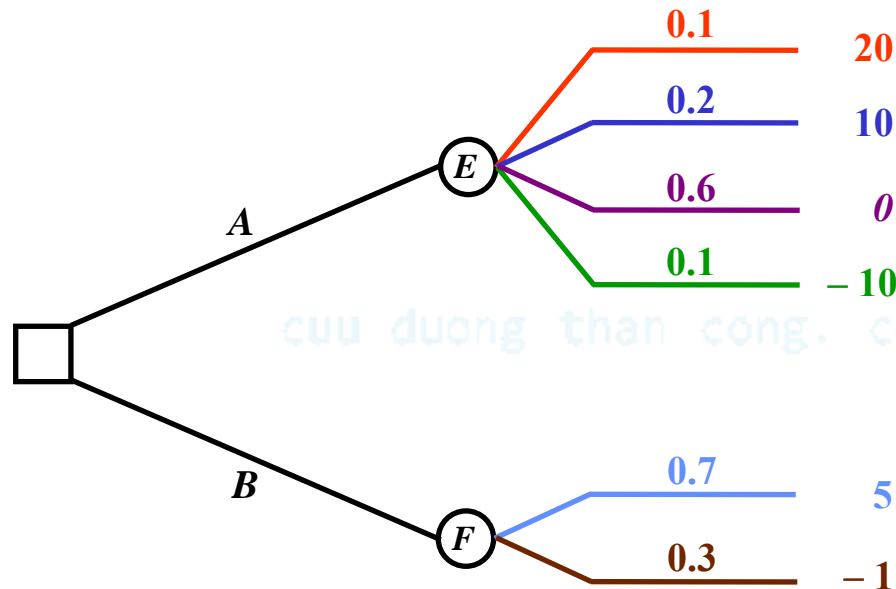
- ❑ Consequently,

$$EVII = 822 - 580 = 242$$

- ❑ This value represents the upper limit on the worth of the economist's forecast

EXAMPLE OF VALUE OF INFORMATION

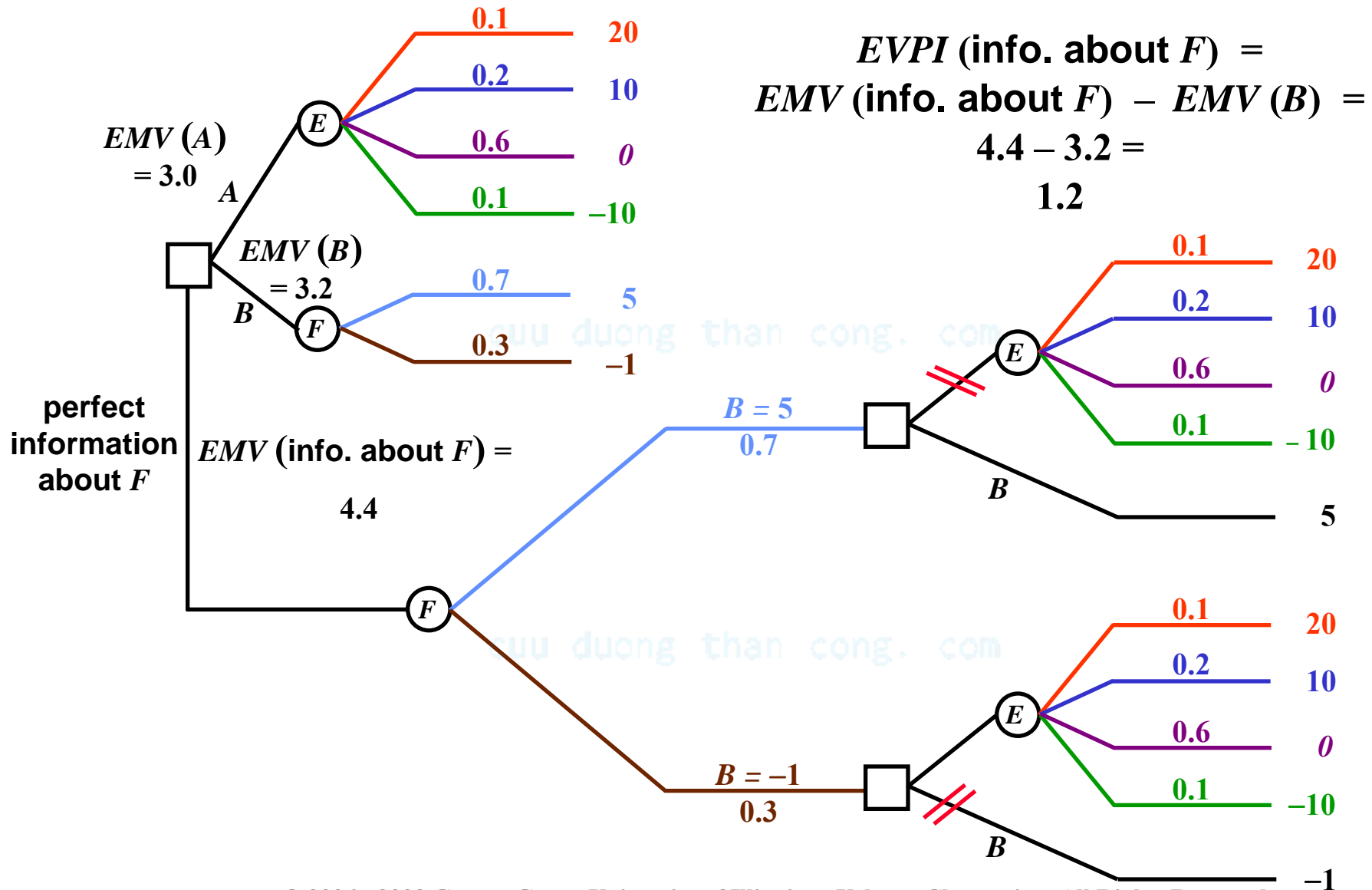
- We consider the following decision tree



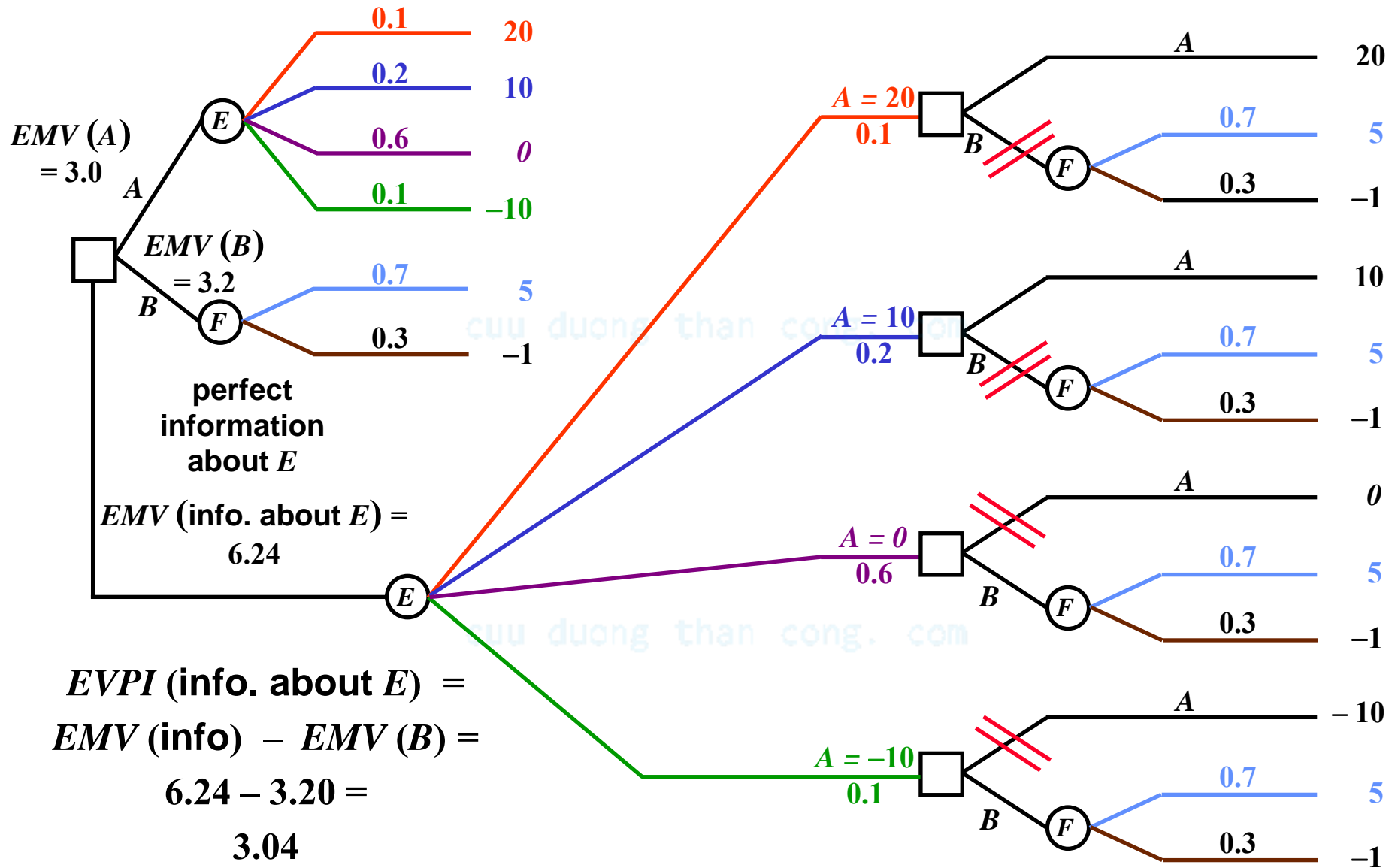
with the events at E and F as independent

- We perform a number of valuations of $EVPI$ for this simple decision problem

EVPI FOR F ONLY



EVPI FOR E ONLY



EVPI FOR E AND F ONLY

