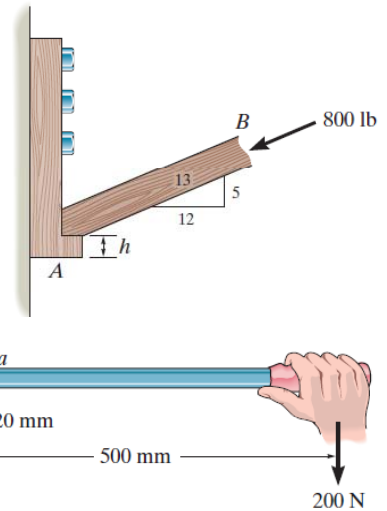


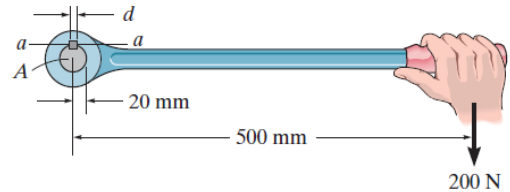


Chương 1: Bài tập_KIỂM TRA BỀN

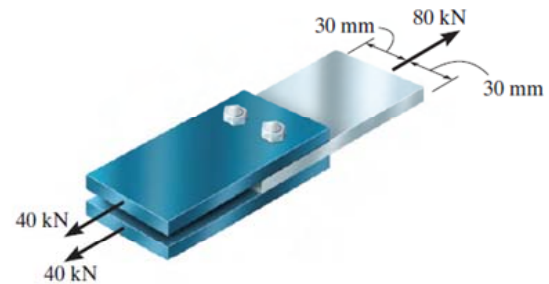
•1-73. Member B is subjected to a compressive force of 800 lb. If A and B are both made of wood and are $\frac{3}{8}$ in. thick, determine to the nearest $\frac{1}{4}$ in. the smallest dimension h of the horizontal segment so that it does not fail in shear. The average shear stress for the segment is $\tau_{\text{allow}} = 300$ psi.



1-74. The lever is attached to the shaft A using a key that has a width d and length of 25 mm. If the shaft is fixed and a vertical force of 200 N is applied perpendicular to the handle, determine the dimension d if the allowable shear stress for the key is $\tau_{\text{allow}} = 35$ MPa.

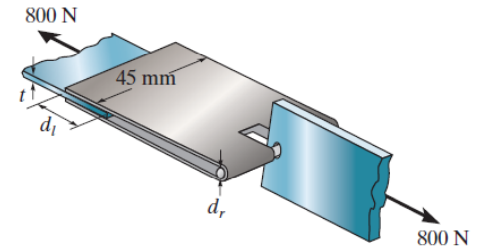


1-75. The joint is fastened together using two bolts. Determine the required diameter of the bolts if the failure shear stress for the bolts is $\tau_{\text{fail}} = 350$ MPa. Use a factor of safety for shear of F.S. = 2.5.

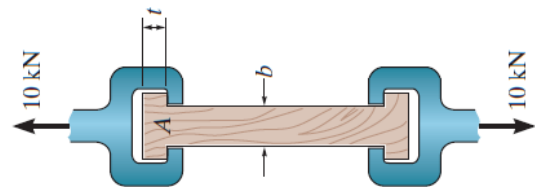


Chương 1: Bài tập_KIỂM TRA BỀN

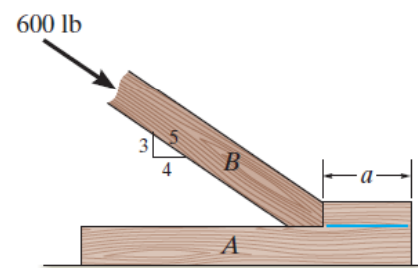
*1-76. The lapbelt assembly is to be subjected to a force of 800 N. Determine (a) the required thickness t of the belt if the allowable tensile stress for the material is $(\sigma_t)_{\text{allow}} = 10$ MPa, (b) the required lap length d_l if the glue can sustain an allowable shear stress of $(\tau_{\text{allow}})_g = 0.75$ MPa, and (c) the required diameter d_r of the pin if the allowable shear stress for the pin is $(\tau_{\text{allow}})_p = 30$ MPa.



•1-77. The wood specimen is subjected to the pull of 10 kN in a tension testing machine. If the allowable normal stress for the wood is $(\sigma_t)_{\text{allow}} = 12$ MPa and the allowable shear stress is $\tau_{\text{allow}} = 1.2$ MPa, determine the required dimensions b and t so that the specimen reaches these stresses simultaneously. The specimen has a width of 25 mm.



1-78. Member B is subjected to a compressive force of 600 lb. If A and B are both made of wood and are 1.5 in. thick, determine to the nearest $\frac{1}{8}$ in. the smallest dimension a of the support so that the average shear stress along the blue line does not exceed $\tau_{\text{allow}} = 50$ psi. Neglect friction.



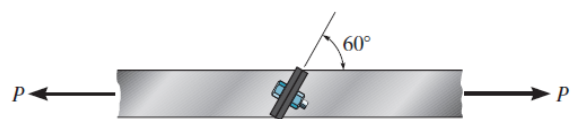
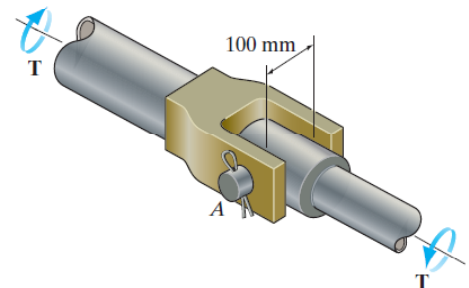
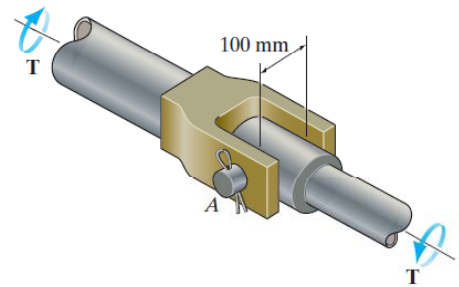


Chương 1: Bài tập_KIỂM TRA BỀN

1-79. The joint is used to transmit a torque of $T = 3 \text{ kN} \cdot \text{m}$. Determine the required minimum diameter of the shear pin A if it is made from a material having a shear failure stress of $\tau_{\text{fail}} = 150 \text{ MPa}$. Apply a factor of safety of 3 against failure.

***1-80.** Determine the maximum allowable torque T that can be transmitted by the joint. The shear pin A has a diameter of 25 mm, and it is made from a material having a failure shear stress of $\tau_{\text{fail}} = 150 \text{ MPa}$. Apply a factor of safety of 3 against failure.

•1-81. The tension member is fastened together using *two* bolts, one on each side of the member as shown. Each bolt has a diameter of 0.3 in. Determine the maximum load P that can be applied to the member if the allowable shear stress for the bolts is $\tau_{\text{allow}} = 12 \text{ ksi}$ and the allowable average normal stress is $\sigma_{\text{allow}} = 20 \text{ ksi}$.

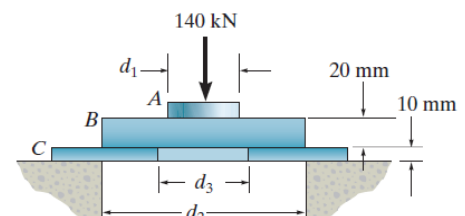
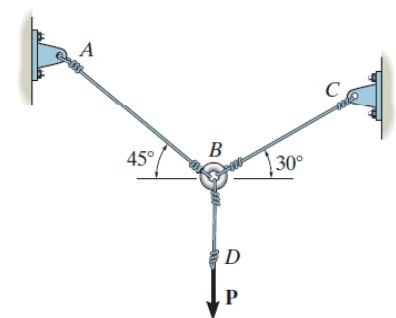
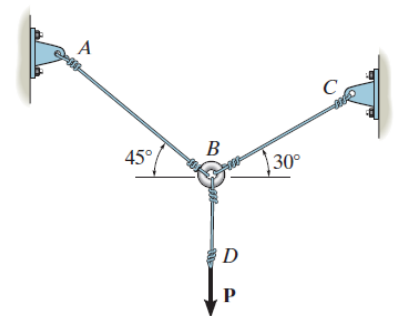


Chương 1: Bài tập_KIỂM TRA BỀN

1-82. The three steel wires are used to support the load. If the wires have an allowable tensile stress of $\sigma_{\text{allow}} = 165 \text{ MPa}$, determine the required diameter of each wire if the applied load is $P = 6 \text{ kN}$.

1-83. The three steel wires are used to support the load. If the wires have an allowable tensile stress of $\sigma_{\text{allow}} = 165 \text{ MPa}$, and wire AB has a diameter of 6 mm, BC has a diameter of 5 mm, and BD has a diameter of 7 mm, determine the greatest force P that can be applied before one of the wires fails.

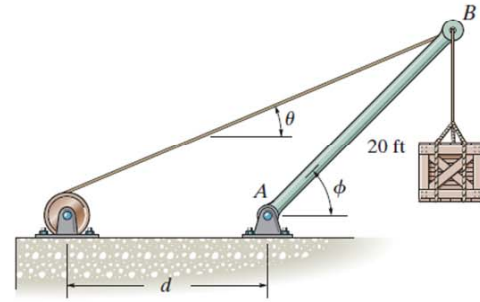
***1-84.** The assembly consists of three disks A , B , and C that are used to support the load of 140 kN. Determine the smallest diameter d_1 of the top disk, the diameter d_2 within the support space, and the diameter d_3 of the hole in the bottom disk. The allowable bearing stress for the material is $(\sigma_{\text{allow}})_b = 350 \text{ MPa}$ and allowable shear stress is $\tau_{\text{allow}} = 125 \text{ MPa}$.



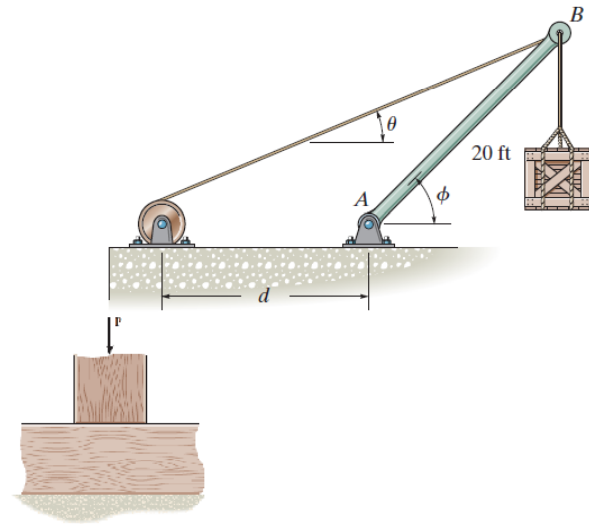


Chương 1: Bài tập_KIỂM TRA BỀN

•1-85. The boom is supported by the winch cable that has a diameter of 0.25 in. and an allowable normal stress of $\sigma_{\text{allow}} = 24$ ksi. Determine the greatest load that can be supported without causing the cable to fail when $\theta = 30^\circ$ and $\phi = 45^\circ$. Neglect the size of the winch.



1-86. The boom is supported by the winch cable that has an allowable normal stress of $\sigma_{\text{allow}} = 24$ ksi. If it is required that it be able to slowly lift 5000 lb, from $\theta = 20^\circ$ to $\theta = 50^\circ$, determine the smallest diameter of the cable to the nearest $\frac{1}{16}$ in. The boom AB has a length of 20 ft. Neglect the size of the winch. Set $d = 12$ ft.



1-87. The 60 mm \times 60 mm oak post is supported on the pine block. If the allowable bearing stresses for these materials are $\sigma_{\text{oak}} = 43$ MPa and $\sigma_{\text{pine}} = 25$ MPa, determine the greatest load P that can be supported. If a rigid bearing plate is used between these materials, determine its required area so that the maximum load P can be supported. What is this load?

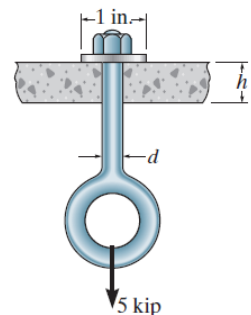
LTA_ Cơ học vật liệu (215004)

5

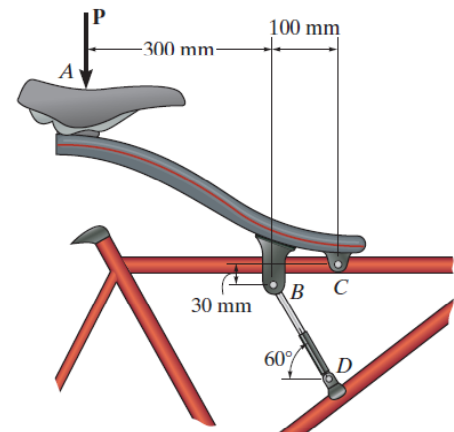


Chương 1: Bài tập_KIỂM TRA BỀN

•1-89. The eye bolt is used to support the load of 5 kip. Determine its diameter d to the nearest $\frac{1}{8}$ in. and the required thickness h to the nearest $\frac{1}{8}$ in. of the support so that the washer will not penetrate or shear through it. The allowable normal stress for the bolt is $\sigma_{\text{allow}} = 21$ ksi and the allowable shear stress for the supporting material is $\tau_{\text{allow}} = 5$ ksi.



1-90. The soft-ride suspension system of the mountain bike is pinned at C and supported by the shock absorber BD. If it is designed to support a load $P = 1500$ N, determine the required minimum diameter of pins B and C. Use a factor of safety of 2 against failure. The pins are made of material having a failure shear stress of $\tau_{\text{fail}} = 150$ MPa, and each pin is subjected to double shear.



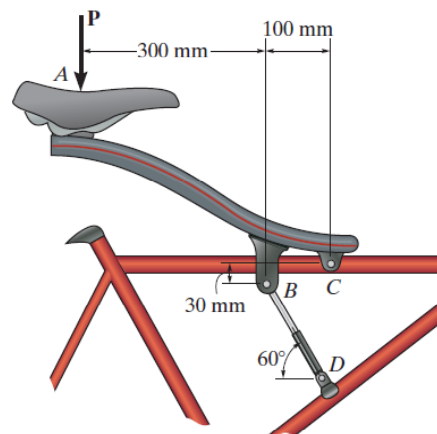
LTA_ Cơ học vật liệu (215004)

6

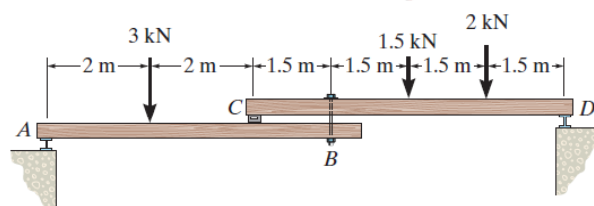


Chương 1: Bài tập_KIỂM TRA BỀN

1-91. The soft-ride suspension system of the mountain bike is pinned at C and supported by the shock absorber BD . If it is designed to support a load of $P = 1500$ N, determine the factor of safety of pins B and C against failure if they are made of a material having a shear failure stress of $\tau_{\text{fail}} = 150$ MPa. Pin B has a diameter of 7.5 mm, and pin C has a diameter of 6.5 mm. Both pins are subjected to double shear.

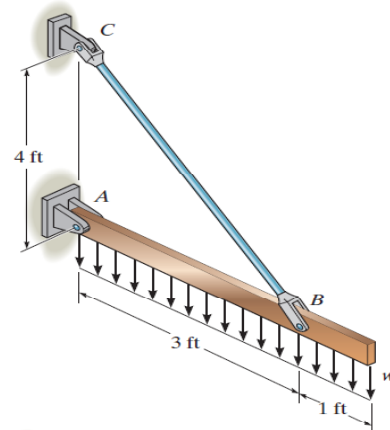


***1-92.** The compound wooden beam is connected together by a bolt at B . Assuming that the connections at A , B , C , and D exert only vertical forces on the beam, determine the required diameter of the bolt at B and the required outer diameter of its washers if the allowable tensile stress for the bolt is $(\sigma_t)_{\text{allow}} = 150$ MPa and the allowable bearing stress for the wood is $(\sigma_b)_{\text{allow}} = 28$ MPa. Assume that the hole in the washers has the same diameter as the bolt.

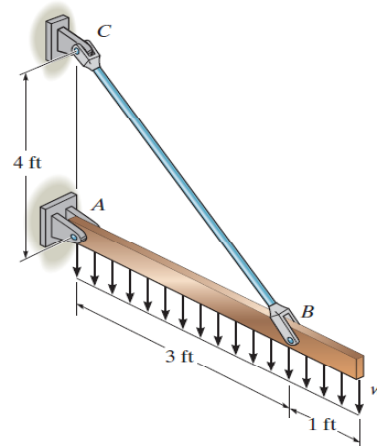


Chương 1: Bài tập_KIỂM TRA BỀN

•1-93. The assembly is used to support the distributed loading of $w = 500$ lb/ft. Determine the factor of safety with respect to yielding for the steel rod BC and the pins at B and C if the yield stress for the steel in tension is $\sigma_y = 36$ ksi and in shear $\tau_y = 18$ ksi. The rod has a diameter of 0.40 in., and the pins each have a diameter of 0.30 in.



1-94. If the allowable shear stress for each of the 0.30-in.-diameter steel pins at A , B , and C is $\tau_{\text{allow}} = 12.5$ ksi, and the allowable normal stress for the 0.40-in.-diameter rod is $\sigma_{\text{allow}} = 22$ ksi, determine the largest intensity w of the uniform distributed load that can be suspended from the beam.





Chương 1: Bài tập_KIỂM TRA BỀN

1-95. If the allowable bearing stress for the material under the supports at A and B is $(\sigma_b)_{\text{allow}} = 1.5 \text{ MPa}$, determine the size of *square* bearing plates A' and B' required to support the load. Dimension the plates to the nearest mm. The reactions at the supports are vertical. Take $P = 100 \text{ kN}$.

***1-96.** If the allowable bearing stress for the material under the supports at A and B is $(\sigma_b)_{\text{allow}} = 1.5 \text{ MPa}$, determine the maximum load P that can be applied to the beam. The bearing plates A' and B' have square cross sections of $150 \text{ mm} \times 150 \text{ mm}$ and $250 \text{ mm} \times 250 \text{ mm}$, respectively.

•1-97. The rods AB and CD are made of steel having a failure tensile stress of $\sigma_{\text{fail}} = 510 \text{ MPa}$. Using a factor of safety of $\text{F.S.} = 1.75$ for tension, determine their smallest diameter so that they can support the load shown. The beam is assumed to be pin connected at A and C .

