

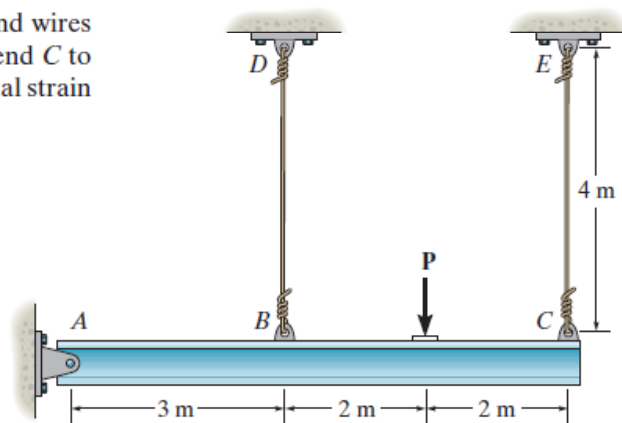


## Chương 2: BÀI TẬP \_ BIẾN DẠNG

**2-1.** An air-filled rubber ball has a diameter of 6 in. If the air pressure within it is increased until the ball's diameter becomes 7 in., determine the average normal strain in the rubber.

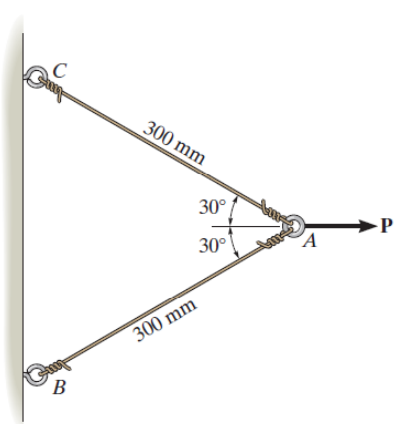
**2-2.** A thin strip of rubber has an unstretched length of 15 in. If it is stretched around a pipe having an outer diameter of 5 in., determine the average normal strain in the strip.

**2-3.** The rigid beam is supported by a pin at *A* and wires *BD* and *CE*. If the load *P* on the beam causes the end *C* to be displaced 10 mm downward, determine the normal strain developed in wires *CE* and *BD*.

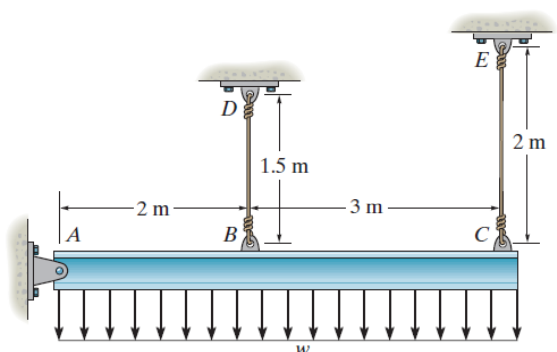


## Chương 2: BÀI TẬP \_ BIẾN DẠNG

**\*2-4.** The two wires are connected together at *A*. If the force *P* causes point *A* to be displaced horizontally 2 mm, determine the normal strain developed in each wire.



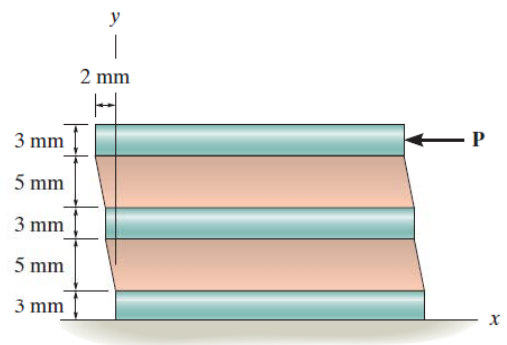
**•2-5.** The rigid beam is supported by a pin at *A* and wires *BD* and *CE*. If the distributed load causes the end *C* to be displaced 10 mm downward, determine the normal strain developed in wires *CE* and *BD*.



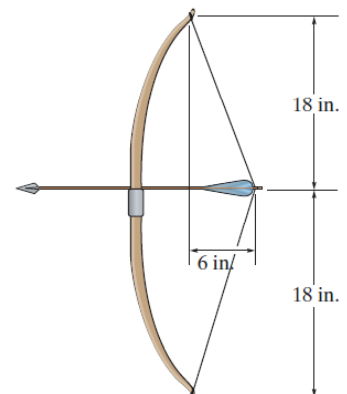


## Chương 2: BÀI TẬP \_ BIẾN DẠNG

2-6. Nylon strips are fused to glass plates. When moderately heated the nylon will become soft while the glass stays approximately rigid. Determine the average shear strain in the nylon due to the load  $P$  when the assembly deforms as indicated.

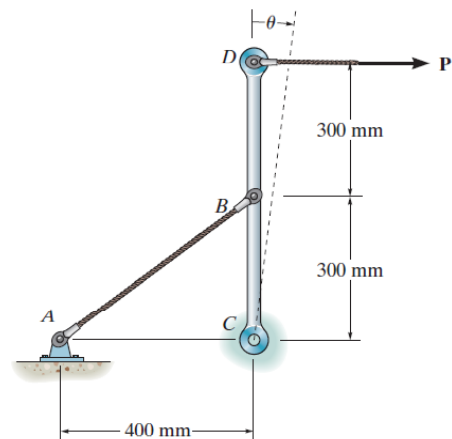


2-7. If the unstretched length of the bowstring is 35.5 in., determine the average normal strain in the string when it is stretched to the position shown.

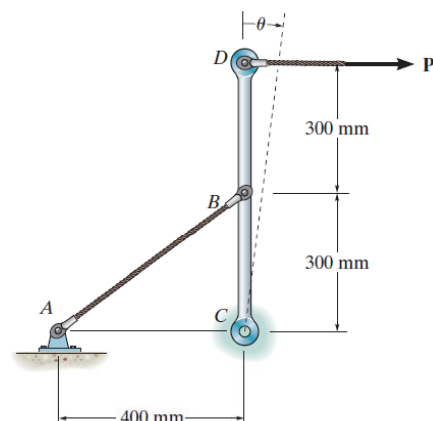


## Chương 2: BÀI TẬP \_ BIẾN DẠNG

\*2-8. Part of a control linkage for an airplane consists of a rigid member  $CBD$  and a flexible cable  $AB$ . If a force is applied to the end  $D$  of the member and causes it to rotate by  $\theta = 0.3^\circ$ , determine the normal strain in the cable. Originally the cable is unstretched.



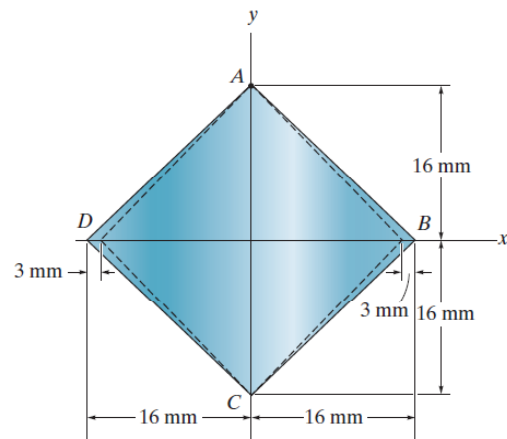
•2-9. Part of a control linkage for an airplane consists of a rigid member  $CBD$  and a flexible cable  $AB$ . If a force is applied to the end  $D$  of the member and causes a normal strain in the cable of 0.0035 mm/mm, determine the displacement of point  $D$ . Originally the cable is unstretched.



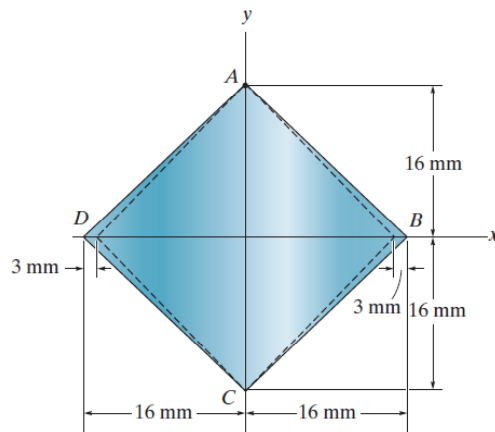


## Chương 2: BÀI TẬP \_ BIẾN DẠNG

**2-10.** The corners  $B$  and  $D$  of the square plate are given the displacements indicated. Determine the shear strains at  $A$  and  $B$ .

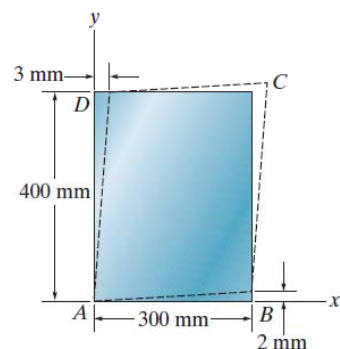


**2-11.** The corners  $B$  and  $D$  of the square plate are given the displacements indicated. Determine the average normal strains along side  $AB$  and diagonal  $DB$ .

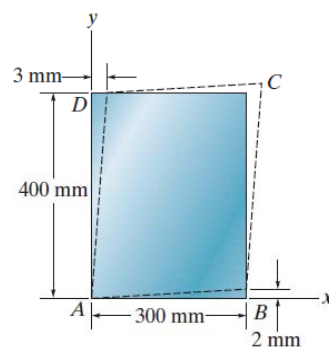


## Chương 2: BÀI TẬP \_ BIẾN DẠNG

**\*2-12.** The piece of rubber is originally rectangular. Determine the average shear strain  $\gamma_{xy}$  at  $A$  if the corners  $B$  and  $D$  are subjected to the displacements that cause the rubber to distort as shown by the dashed lines.



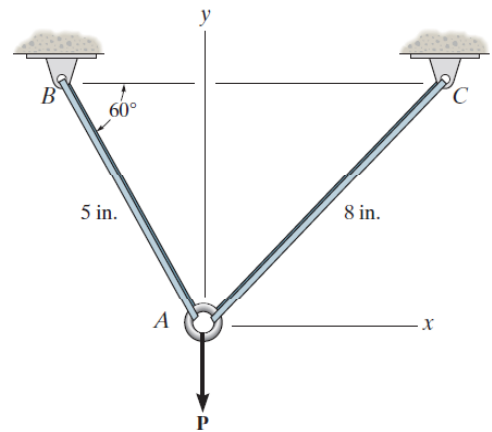
**•2-13.** The piece of rubber is originally rectangular and subjected to the deformation shown by the dashed lines. Determine the average normal strain along the diagonal  $DB$  and side  $AD$ .



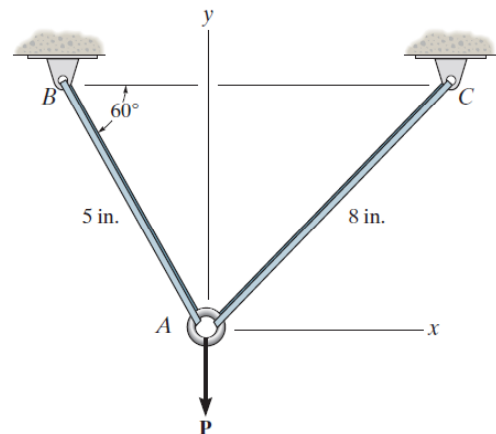


## Chương 2: BÀI TẬP \_ BIẾN DẠNG

**2-14.** Two bars are used to support a load. When unloaded,  $AB$  is 5 in. long,  $AC$  is 8 in. long, and the ring at  $A$  has coordinates  $(0, 0)$ . If a load  $\mathbf{P}$  acts on the ring at  $A$ , the normal strain in  $AB$  becomes  $\epsilon_{AB} = 0.02$  in./in., and the normal strain in  $AC$  becomes  $\epsilon_{AC} = 0.035$  in./in. Determine the coordinate position of the ring due to the load.

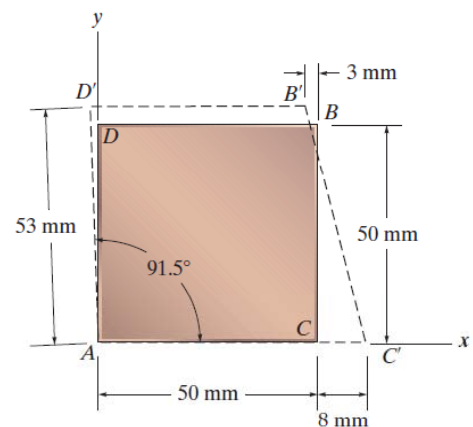


**2-15.** Two bars are used to support a load  $\mathbf{P}$ . When unloaded,  $AB$  is 5 in. long,  $AC$  is 8 in. long, and the ring at  $A$  has coordinates  $(0, 0)$ . If a load is applied to the ring at  $A$ , so that it moves it to the coordinate position  $(0.25$  in.,  $-0.73$  in.), determine the normal strain in each bar.

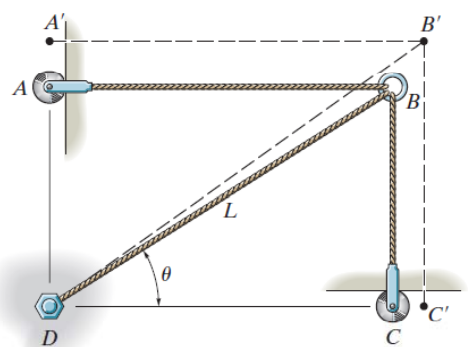


## Chương 2: BÀI TẬP \_ BIẾN DẠNG

**\*2-16.** The square deforms into the position shown by the dashed lines. Determine the average normal strain along each diagonal,  $AB$  and  $CD$ . Side  $D'B'$  remains horizontal.



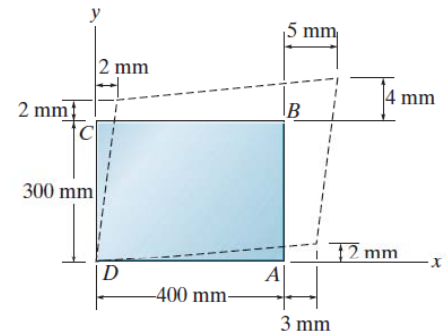
**•2-17.** The three cords are attached to the ring at  $B$ . When a force is applied to the ring it moves it to point  $B'$ , such that the normal strain in  $AB$  is  $\epsilon_{AB}$  and the normal strain in  $CB$  is  $\epsilon_{CB}$ . Provided these strains are small, determine the normal strain in  $DB$ . Note that  $AB$  and  $CB$  remain horizontal and vertical, respectively, due to the roller guides at  $A$  and  $C$ .



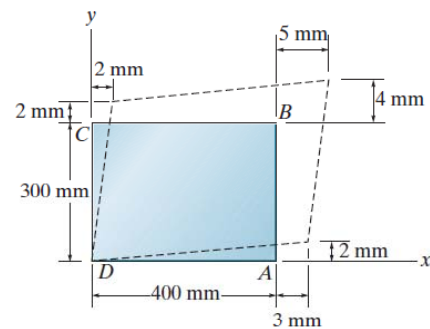


## Chương 2: BÀI TẬP \_ BIẾN DẠNG

**2-18.** The piece of plastic is originally rectangular. Determine the shear strain  $\gamma_{xy}$  at corners  $A$  and  $B$  if the plastic distorts as shown by the dashed lines.

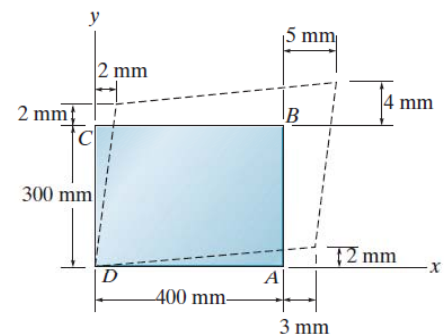


**2-19.** The piece of plastic is originally rectangular. Determine the shear strain  $\gamma_{xy}$  at corners  $D$  and  $C$  if the plastic distorts as shown by the dashed lines.

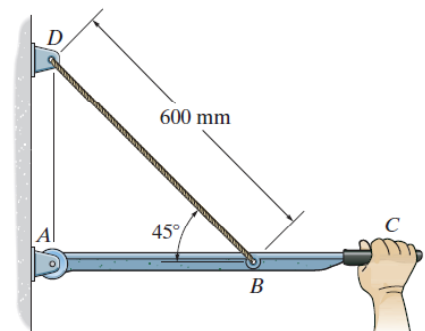


## Chương 2: BÀI TẬP \_ BIẾN DẠNG

**\*2-20.** The piece of plastic is originally rectangular. Determine the average normal strain that occurs along the diagonals  $AC$  and  $DB$ .



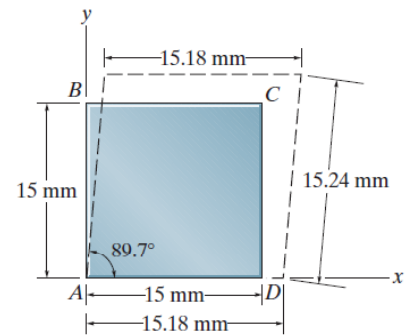
**•2-21.** The force applied to the handle of the rigid lever arm causes the arm to rotate clockwise through an angle of  $3^\circ$  about pin  $A$ . Determine the average normal strain developed in the wire. Originally, the wire is unstretched.



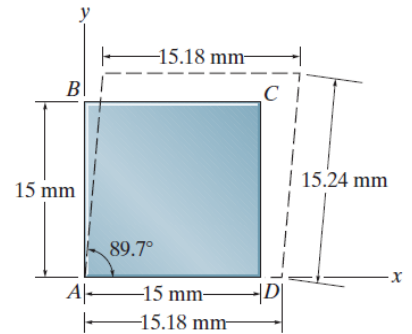


## Chương 2: BÀI TẬP \_ BIẾN DẠNG

2-22. A square piece of material is deformed into the dashed position. Determine the shear strain  $\gamma_{xy}$  at A.

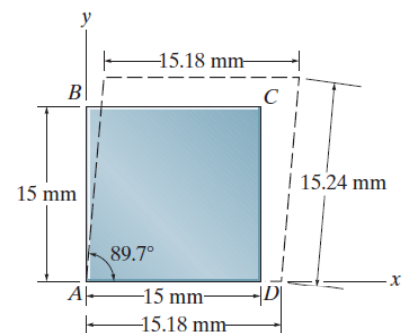


2-23. A square piece of material is deformed into the dashed parallelogram. Determine the average normal strain that occurs along the diagonals AC and BD.

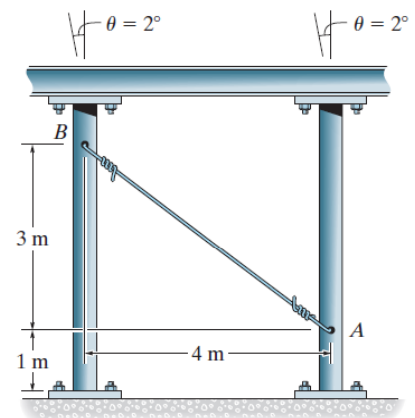


## Chương 2: BÀI TẬP \_ BIẾN DẠNG

\*2-24. A square piece of material is deformed into the dashed position. Determine the shear strain  $\gamma_{xy}$  at C.



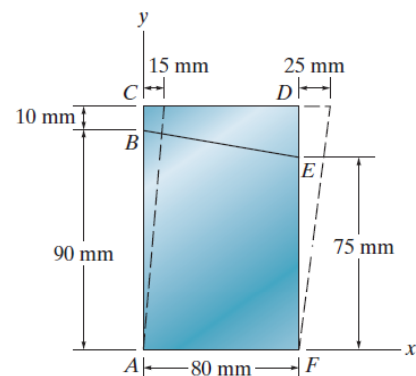
•2-25. The guy wire AB of a building frame is originally unstretched. Due to an earthquake, the two columns of the frame tilt  $\theta = 2^\circ$ . Determine the approximate normal strain in the wire when the frame is in this position. Assume the columns are rigid and rotate about their lower supports.



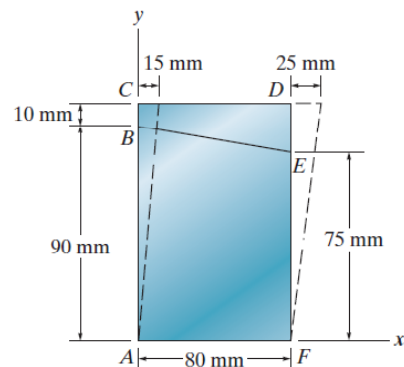


## Chương 2: BÀI TẬP \_ BIẾN DẠNG

**2-26.** The material distorts into the dashed position shown. Determine (a) the average normal strains along sides  $AC$  and  $CD$  and the shear strain  $\gamma_{xy}$  at  $F$ , and (b) the average normal strain along line  $BE$ .

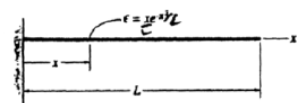
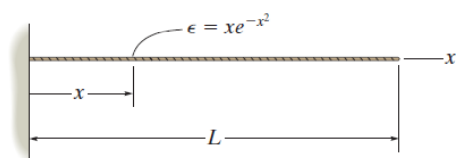


**2-27.** The material distorts into the dashed position shown. Determine the average normal strain that occurs along the diagonals  $AD$  and  $CF$ .

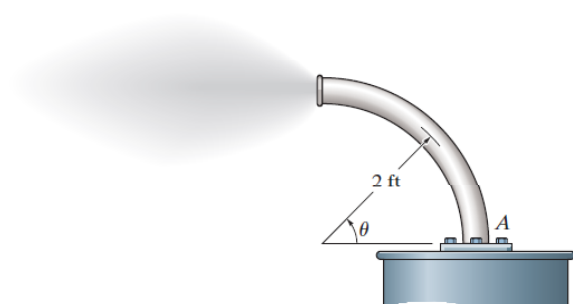


## Chương 2: BÀI TẬP \_ BIẾN DẠNG

**\*2-28.** The wire is subjected to a normal strain that is defined by  $\epsilon = xe^{-x^2}$ , where  $x$  is in millimeters. If the wire has an initial length  $L$ , determine the increase in its length.



**•2-29.** The curved pipe has an original radius of 2 ft. If it is heated nonuniformly, so that the normal strain along its length is  $\epsilon = 0.05 \cos \theta$ , determine the increase in length of the pipe.

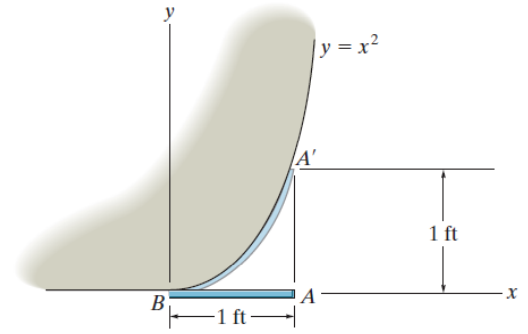


**2-30.** Solve Prob. 2-29 if  $\epsilon = 0.08 \sin \theta$ .

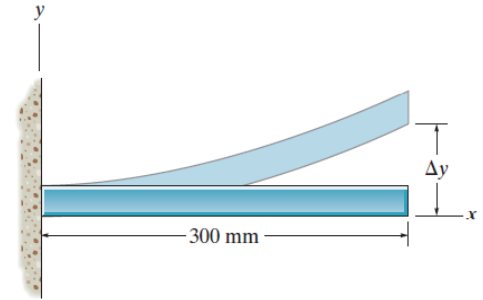


## Chương 2: BÀI TẬP \_ BIẾN DẠNG

**2-31.** The rubber band  $AB$  has an unstretched length of 1 ft. If it is fixed at  $B$  and attached to the surface at point  $A'$ , determine the average normal strain in the band. The surface is defined by the function  $y = (x^2)$  ft, where  $x$  is in feet.

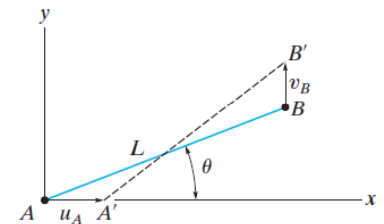


**\*2-32.** The bar is originally 300 mm long when it is flat. If it is subjected to a shear strain defined by  $\gamma_{xy} = 0.02x$ , where  $x$  is in meters, determine the displacement  $\Delta y$  at the end of its bottom edge. It is distorted into the shape shown, where no elongation of the bar occurs in the  $x$  direction.



## Chương 2: BÀI TẬP \_ BIẾN DẠNG

**•2-33.** The fiber  $AB$  has a length  $L$  and orientation  $\theta$ . If its ends  $A$  and  $B$  undergo very small displacements  $u_A$  and  $v_B$ , respectively, determine the normal strain in the fiber when it is in position  $A'B'$ .



**2-34.** If the normal strain is defined in reference to the final length, that is,

$$\epsilon'_n = \lim_{p \rightarrow p'} \left( \frac{\Delta s' - \Delta s}{\Delta s'} \right)$$

instead of in reference to the original length, Eq. 2-2, show that the difference in these strains is represented as a second-order term, namely,  $\epsilon_n - \epsilon'_n = \epsilon_n \epsilon'_n$ .